


1

1. P.D. v/l less than 50 m underway seen end on
2. One short blast, a/c to stbd.
3. No day signal.
4. Making way - One prolonged blast
Stopped - Two prolonged blasts with 2 secs. interval in between.



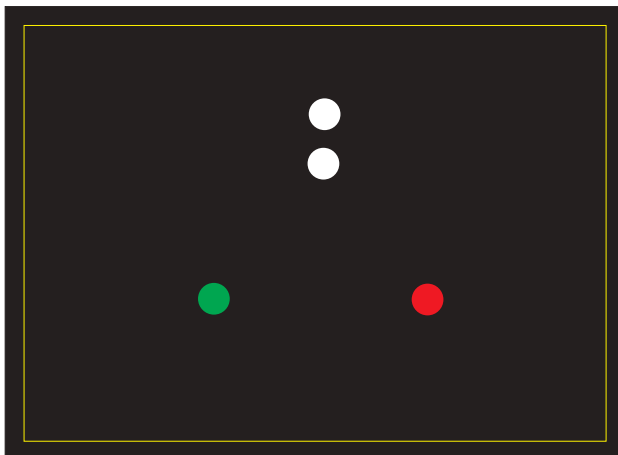
2

1. P.D. v/l less than 50 m underway seen From Stbd side.
2. Maintain course and speed.
3. No day signal.
4. Making way - One prolonged blast
Stopped - Two prolonged blasts with 2 secs interval in between.



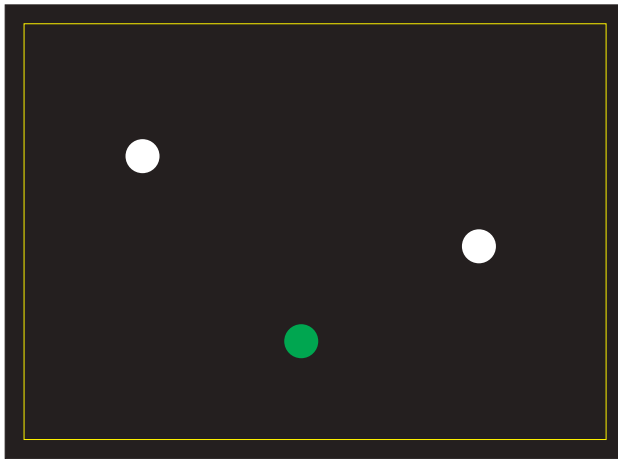
3

1. P.D. v/l less than 50 m underway seen From port side.
2. One short blast a/c to stbd.
3. No day signal.
4. Making way - One prolonged blast
Stopped - Two prolonged blasts with 2 secs interval in between.




4

1. P.D. v/l seen end on -
 - a) Probably 50 m. or more underway.
 - b) less than 50 m. towing or pushing underway two 200 m. or less.
2. One short blast a/c to stbd.
3. No day signal.
4. a) Making way - One prolonged blast.
Stopped - Two prolonged blasts with 2 secs. interval in between.




5

1. P.D. v/l less than 50 m or more underway seen from stbd side.
2. Maintain course and speed.
3. No day signal.
4. Making way - One prolonged blast
Stopped - Two prolonged blasts with 2 secs interval in between.




6

1. P.D. v/l less than 50 m or more underway seen from stbd side.
2. One short blast a/c to stbd.
3. No day signal.
4. Making way - One prolonged blast
Stopped - Two prolonged blasts with 2 secs interval in between.




7

1. a) v/l probably 50 m. or more but less than 100 m. at anchor, seen from ahead or astern.
b) P.D. v/l probably 50 m. or more underway seen end on, out of range of side lights.
c) P.D. v/l towing or pushing less than 50 m. underway, tow 200 m. or less, out of range of side lights.
2. a) & b) One short blast a/c to stbd.
c) As per side light when sighted.
3. a) A bali in fore part.
b) & c) No day signal.
4. As per possibility.



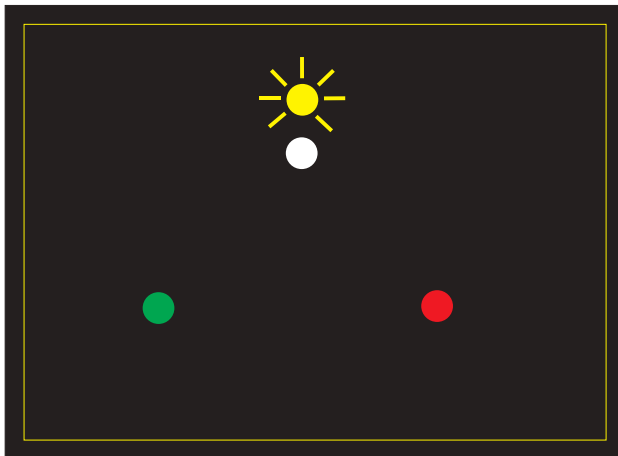
8

1. a) v/l probably 50 m. or more but less than 100 m. at anchor, seen from port side.
b) P.D. v/l probably 50 m. or more underway seen from stbd side out of range of side lights.
2. a) One short blast a/c to stbd.
b) Maintain course and speed.
3. a) A bali in fore part.
b) No day signal.
4. a) Rapid ringing of bell for 5 secs.
Additional - Short, prolonged and short blasts may be sounded.
b) Making way - One prolonged blast.
Stopped - Two prolonged blasts with 2 secs interval in between.




9

1. a) P.D. v/l or S.V. underway seen from astern.
 b) P.D. v/l less than 50 m. underway out of range of side lights.
 c) All - round light of :
 i) v/l less than 50 m. at anchor. ii) v/l under oars.
 iii) P.D. v/l less than 12 m., speed not exceeding 7 knots.
 iv) P.D. v/l less than 12m., out of range side lights.
 v) Sailing v/l less than 7 m.
2. a) One short blast a/c stbd.
 b) As per side light when sighted.
 c) i), ii) & v) One short blast a/c to stbd. iii) Port blow - Maintain course and speed. Right ahead & stbd bow - One short blast a/c to stbd. iv) As per side light when sighted.
3. Anchored v/l - One ball in fore part. Others - No day signal.
4. As per possibility.




10

1. Air - cushion v/l less than 50 m. in non - displacement mode underway seen end on.
2. One short blast a/c to stbd.
3. No day signal.
4. one prolonged blast.
(v/l assumed to be making way)




11

1. Air - cushion v/l less than 50 m. in non - displacement mode underway seen from stbd side.
2. Maintain course and speed.
3. No day signal.
4. one prolonged blast.
(v/l assumed to be making way)




12

1. Air - cushion v/l less than 50 m. in non - displacement mode underway seen from port side.
2. One short blast a/c to stbd.
3. No day signal.
4. one prolonged blast.
(v/l assumed to be making way)




13

1. a) Air - cushion v/l in non - displacement mode underway seen from astern.
b) Air - cushion v/l less than 12 m. in non - displacement mode underway out of range of side lights.
2. a) One short blast a/c to stbd.
b) As per side light when sighted.
3. No day signal.
4. one prolonged blast.
(v/l assumed to be making way.)



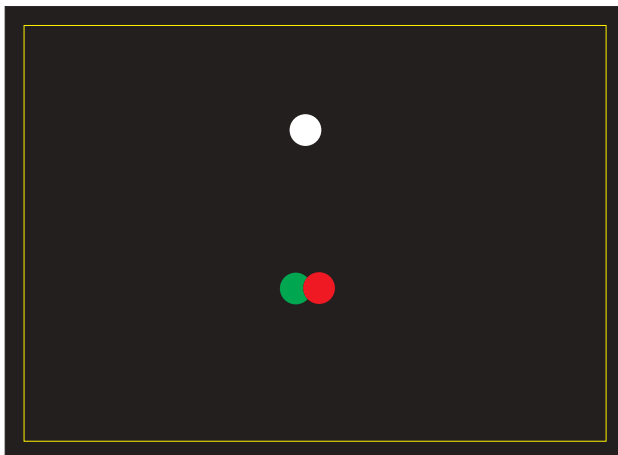
14

1. a) Air - cushion v/l in non - displacement mode underway seen from astern.
b) Air - cushion v/l less than 12 m. in non - displacement mode underway out of range of side lights. seen from stbd. side.
2. a) One short blast a/c to stbd.
b) Maintain course and speed.
3. No day signal.
4. one prolonged blast.
(v/l assumed to be making way.)



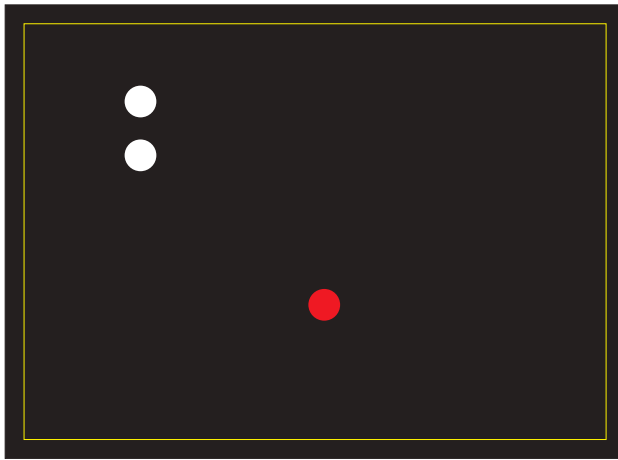
15

1. a) Air - cushion v/l in non - displacement mode underway seen from astern.
b) Air - cushion v/l less than 12 m. in non - displacement mode underway out of range of side lights. seen from stbd. side.
2. a) Two short blast a/c to stbd.
b) One short blast a/c to stbd.
3. No day signal.
4. one prolonged blast.
(v/l assumed to be making way.)




16

1. a) P.D. v/l less than 20 m. underway, seen end on.
b) P.D. v/l less than 12 m. underway, mast head it. displaced from centre line, line, seen end on.
2. One short blast a/c to stbd.
3. No day signal.
4. Making way - One prolonged blast.
Stopped - Two prolonged blasts with 2 secs. interval in between.



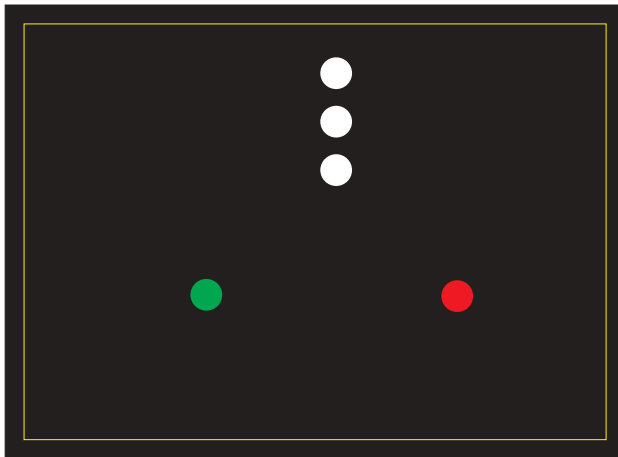
17

1. P.D. v/l towing less than 50 m underway tow 200 m. or less from port side.
2. One short blast a/c to stbd.
3. No day signal.
4. One prolonged and two short blasts.




18

1. P.D. v/l towing less than 50 m underway tow 200 m. or less from port side.
2. Maintain course and speed.
3. No day signal.
4. One prolonged and two short blasts.



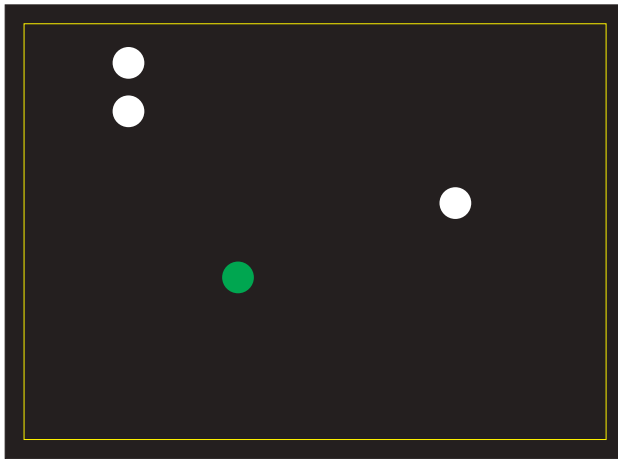
19

1. P.D. v/l towing underway seen end on -
 - a) less than 50 m, tow exceeds 200 m.
 - b) probably 50 m or more, tow 200 m or less.
2. One short blast a/c to stbd.
3. No day signal.
4. One prolonged and two short blasts.



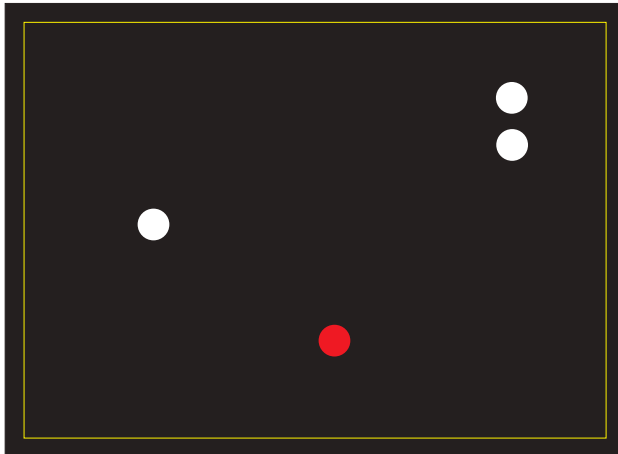
20

1. P.D. v/l towing probably 50 m or more underway tow 200 m or less from stbd side.
2. Maintain course and speed.
3. No day signal.
4. One prolonged and two short blasts.



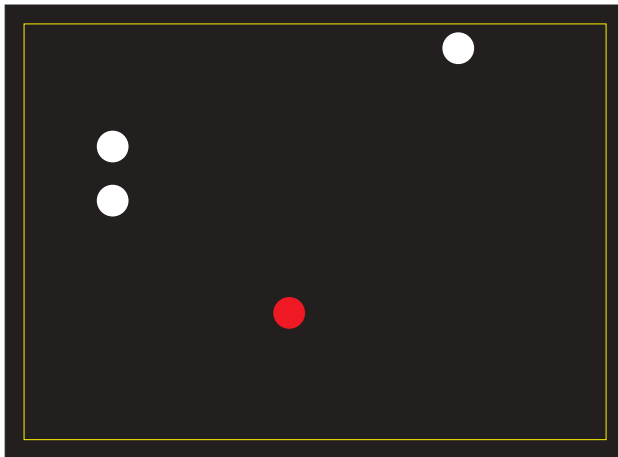
21

1. P.D. v/l towing probably 50 m or more underway tow 200 m or less, seen from stbd side.
2. Maintain course and speed.
3. No day signal.
4. One prolonged and two short blasts.




22

1. P.D. v/l towing probably 50 m or more underway tow 200 m or less, seen from port side.
2. One short blast a/c to stbd.
3. No day signal.
4. One prolonged and two short blasts.




23

1. P.D. v/l towing probably 50 m or more underway tow 200 m or less, seen from port side.
2. One short blast a/c to stbd.
3. No day signal.
4. One prolonged and two short blasts.




24

1. P.D. v/l towing probably 50 m or more underway tow exceeds 200 m. seen from stbd side.
2. Maintain course and speed.
3. One diamond.
4. One prolonged and two short blasts.




25

1. P.D. v/l towing probably 50 m underway tow exceeds 200 m. seen from port side.
2. One short blast a/c to stbd.
3. One diamond.
4. One prolonged and two short blasts.




26

1. P.D. v/l towing probably 50 m or more underway, tow exceeds 200 m. seen end on.
2. One short blast a/c to stbd.
3. One diamond.
4. One prolonged and two short blasts.



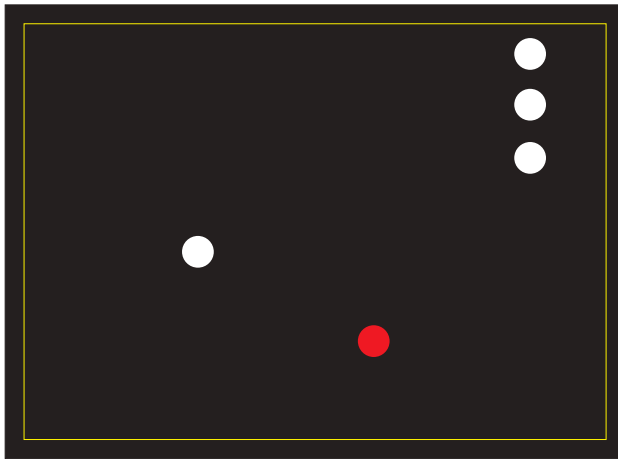
27

1. P.D. v/l towing probably 50 m or more underway tow exceeds 200 m., seen from stbd side.
2. Maintain course and speed.
3. One diamond.
4. One prolonged and two short blasts.




28

1. P.D. v/l towing probably 50 m or more underway tow exceeds 200 m. seen from stbd side.
2. Maintain course and speed.
3. One diamond.
4. One prolonged and two short blasts.




29

1. P.D. v/l towing probably 50 m. or more underway tow exceeds 200 m. seen from port side.
2. One short blast a/c to stbd.
3. One diamond.
4. One prolonged and two short blasts.




30

1. P.D. v/l towing probably 50 m. or more underway tow exceeds 200 m. seen from port side.
2. One short blast a/c to stbd.
3. One diamond.
4. One prolonged and two short blasts.



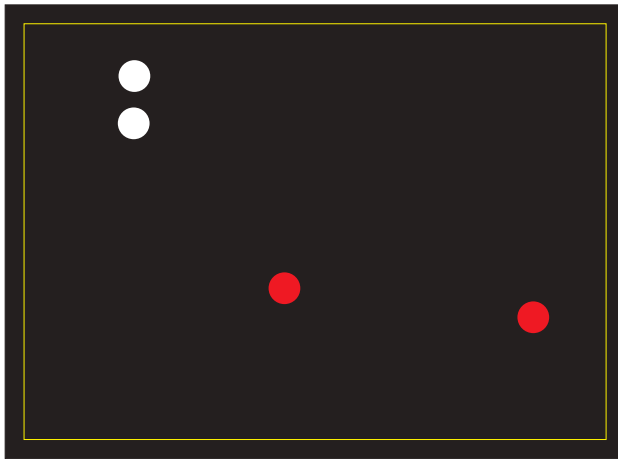
31

1. P.D. v/l towing underway seen from astern.
2. One short blast a/c to stbd.
3. One diamond if tow exceeds 200 m.
4. One prolonged and two short blasts.



32

1. P.D. v/l towing less than probably 50 m. underway with tow 200 m. or seen from stbd side.
2. Maintain course and speed.
3. No day signal.
4. Towing v/l - One prolonged and two short blasts.
Towed v/l - One prolonged and three short blasts.



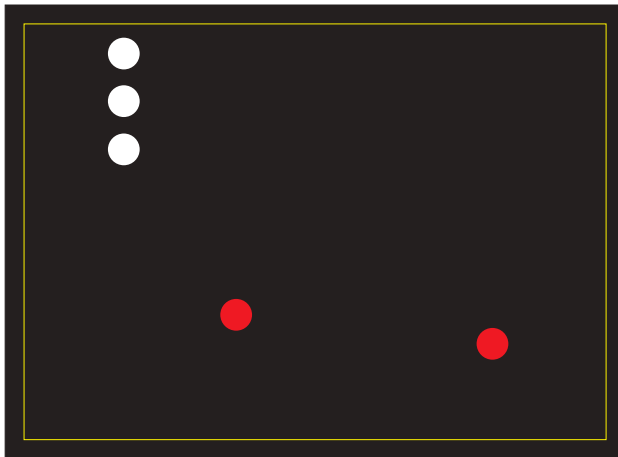
33

1. P.D. v/l towing less than probably 50 m. underway with tow 200 m. or seen from port side
2. One short blast a/c to stbd.
3. No day signal.
4. Towing v/l - One prolonged and two short blasts.
Towed v/l - One prolonged and three short blasts.




34

1. P.D. v/l towing less than probably 50 m. underway with tow exceeding 200 m. or seen from port side.
2. Maintain course and speed.
3. One diamond each on towing and towed v/l/s
4. Towing v/l - One prolonged and two short blasts.
Towed v/l - One prolonged and three short blasts.



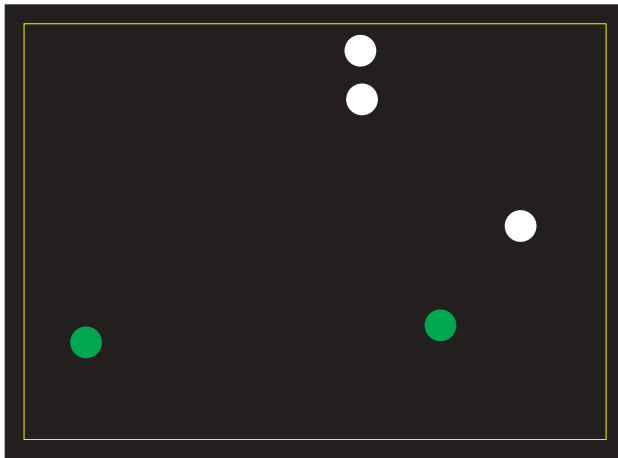
35

1. P.D. v/l towing less than probably 50 m. underway with tow exceeding 200 m. or seen from port side.
2. One short blast a/c to stbd.
3. One diamond each on towing and towed v/l/s
4. Towing v/l - One prolonged and two short blasts.
Towed v/l - One prolonged and three short blasts.



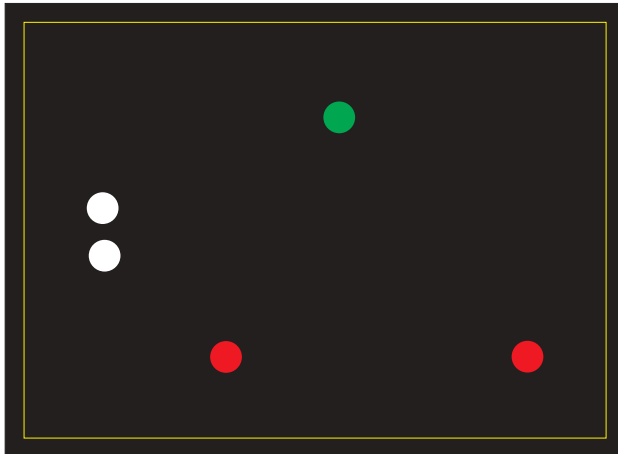
36

1. P.D. v/l towing probably 50 m. or more underway with tow exceeding 200 m. or less seen from stbd side.
2. Maintain course and speed.
3. No day signal.
4. Towing v/l - One prolonged and two short blasts.
Towed v/l - One prolonged and three short blasts.



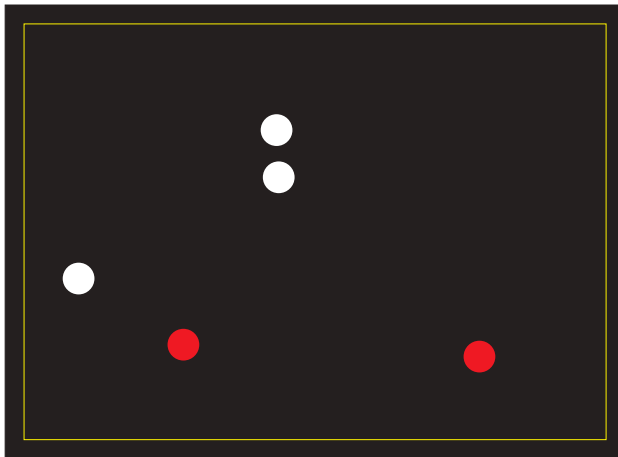
37

1. P.D. v/l towing probably 50 m. or more underway with tow exceeding 200 m. or less seen from stbd side.
2. Maintain course and speed.
3. No day signal.
4. Towing v/l - One prolonged and two short blasts.
Towed v/l - One prolonged and three short blasts.




38

1. P.D. v/l towing probably 50 m. or more underway with tow 200 m. or less seen from port side.
2. One short blast a/c to stbd.
3. No day signal.
4. Towing v/l - One prolonged and two short blasts.
Towed v/l - One prolonged and three short blasts.



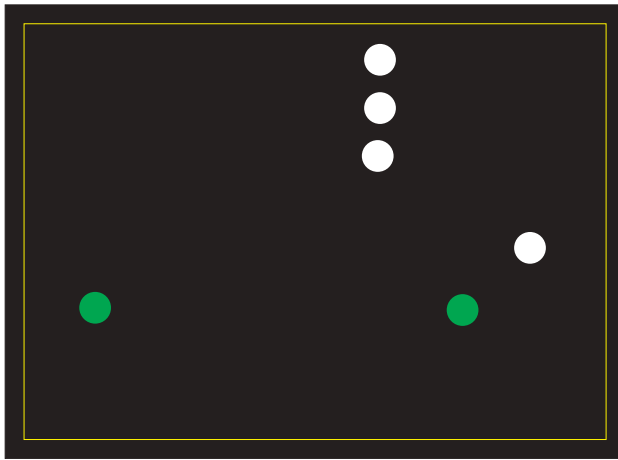
39

1. P.D. v/l towing probably 50 m. or more underway with tow 200 m. or less seen from port side.
2. One short blast a/c to stbd.
3. No day signal.
4. Towing v/l - One prolonged and two short blasts.
Towed v/l - One prolonged and three short blasts.




40

1. P.D. v/l towing probably 50 m. or more underway with tow exceeding 200 m. seen from stbd side.
2. Maintain course and speed.
3. One diamond each on towing and towed v/l's
4. Towing v/l - One prolonged and two short blasts.
Towed v/l - One prolonged and three short blasts.



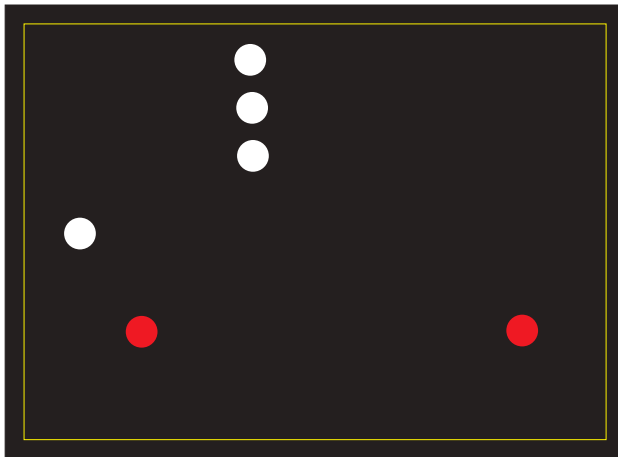
41

1. P.D. v/l towing probably 50 m. or more underway with tow exceeding 200 m. seen from stbd side.
2. Maintain course and speed.
3. One diamond each on towing and towed v/l's
4. Towing v/l - One prolonged and two short blasts.
Towed v/l - One prolonged and three short blasts.




42

1. P.D. v/l towing probably 50 m. or more underway with tow exceeding 200 m. seen from port side.
2. One short blast a/c to stbd.
3. One diamond each on towing and towed v/l's
4. Towing v/l - One prolonged and two short blasts.
Towed v/l - One prolonged and three short blasts.



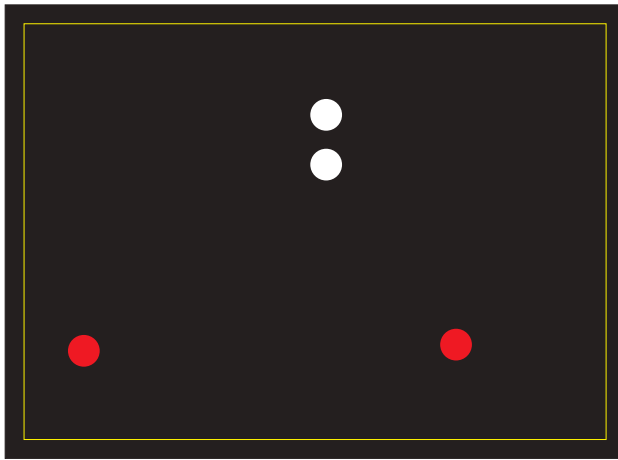
43

1. P.D. v/l towing probably 50 m. or more underway with tow exceeding 200 m. seen from port side.
2. One short blast a/c to stbd.
3. One diamond each on towing and towed v/l's
4. Towing v/l - One prolonged and two short blasts.
Towed v/l - One prolonged and three short blasts.



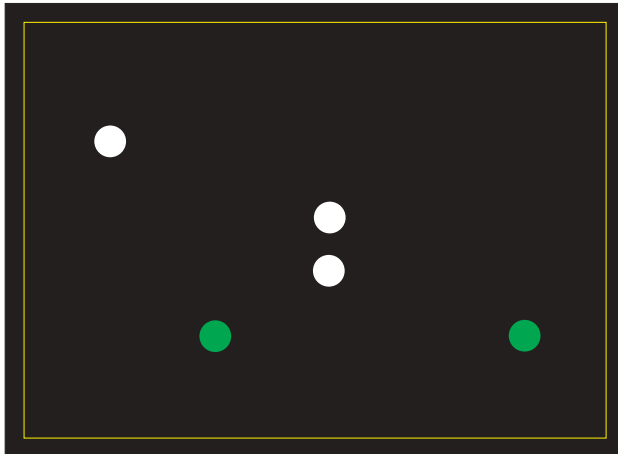
44

1. P.D. v/l pushing ahead less than 50 m. underway seen from stbd side.
2. Maintain course and speed.
3. No day signal.
4. One prolonged and two short blasts.



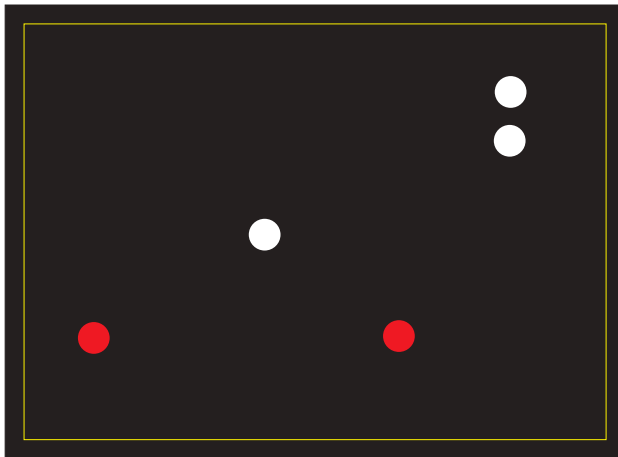
45

1. P.D. v/l pushing ahead less than 50 m. underway seen from stbd side.
2. One short blast a/c to stbd.
3. No day signal.
4. One prolonged and two short blasts.




46

1. P.D. v/l pushing ahead probably 50 m. or more underway seen from stbd side.
2. Maintain course and speed.
3. No day signal.
4. One prolonged and two short blasts.



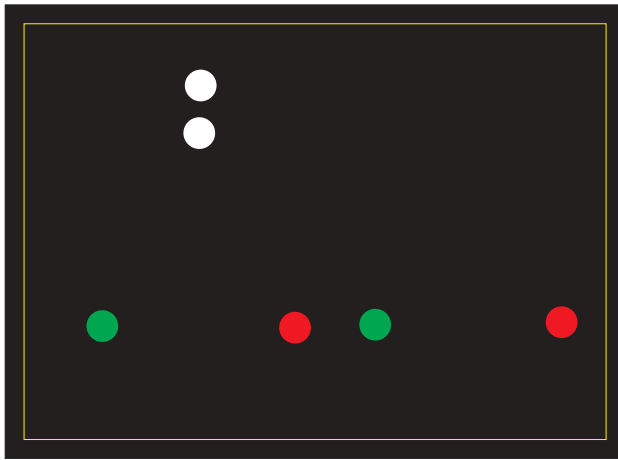
48

1. P.D. v/l pushing ahead probably 50 m. or more underway seen from stbd side.
2. One short blast a/c to stbd.
3. No day signal.
4. One prolonged and two short blasts.



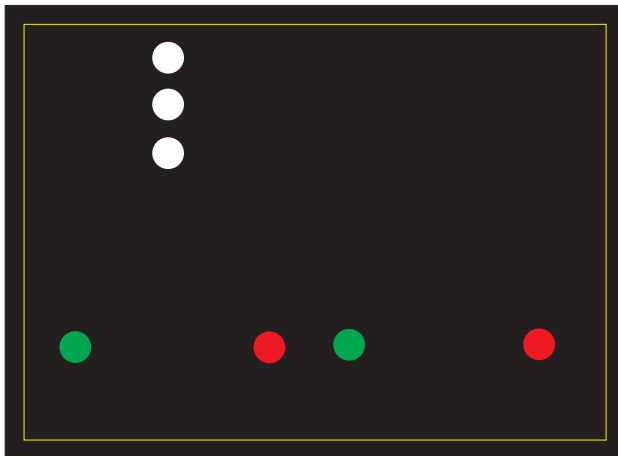
49

1. P.D. v/l pushing ahead probably 50 m. or more underway seen from stbd side.
2. One short blast a/c to stbd.
3. No day signal.
4. One prolonged and two short blasts.




50

1. P.D. v/l towing alongside less than 50 m. underway seen end on.
2. One short blast a/c to stbd.
3. No day signal.
4. One prolonged and two short blasts.




51

1. P.D. v/l towing alongside Probably 50 m. or more underway seen end on.
2. One short blast a/c to stbd.
3. No day signal.
4. One prolonged and two short blasts.




52

1. Inconspicuous partly submerged v/l or object or their combination towed, breadth less than 25 m., lenth 100 m. or less.
2. Action according to position of tug.
3. One diamond at or near aftermost extremity of last v/l or object. If tow exceeds 200 m., one additional diamond forward.
4. No fog signal.




54

1. Inconspicuous partly submerged v/l or object or their combination towed, length 200 m. or less.
2. Action according to position of tug.
3. One diamond at or near aftermost extremity of last v/l or object. If tow exceeds 200 m. one additional diamond forward.
4. No fog signal.




55

1. S.V. underway seen end on.
2. One short blast a/c to stbd.
3. No day signal.
4. One prolonged and two short blasts.




56

1. a) S.V. underway seen from stbd side.
b) v/l being towed seen from stbd side.
2. Two short blast a/c to port.
3. a) No day signal.
b) If length of tow exceeds 200 m. a diamond.
4. a) One prolonged and two short blasts.
b) One prolonged and three short blasts.



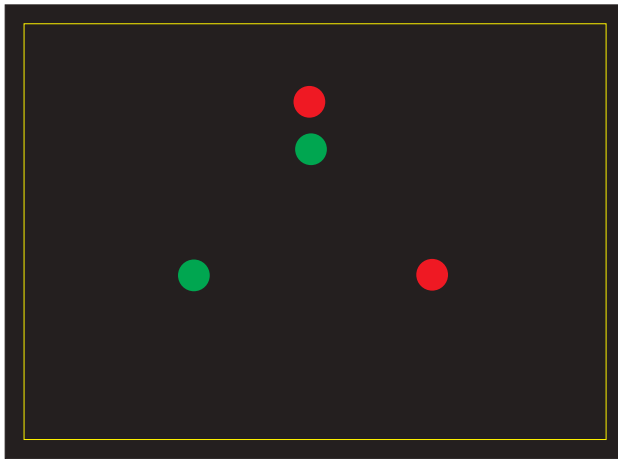
57

1. a) S.V. underway seen from port side.
b) v/l being towed seen from port side.
2. One short blast a/c to stbd.
3. a) No day signal.
b) If length of tow exceeds 200 m. a diamond.
4. a) One prolonged and two short blasts.
b) One prolonged and three short blasts.



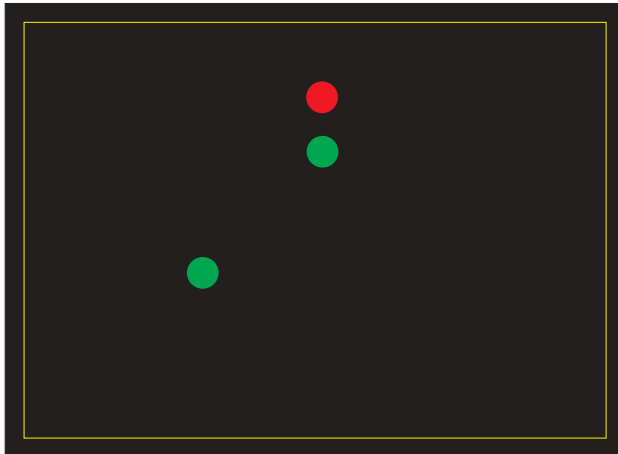
58

1. S.V. less than 20 m underway seen end on.
2. One short blast a/c to stbd.
3. No day signal.
4. One prolonged and two short blasts.



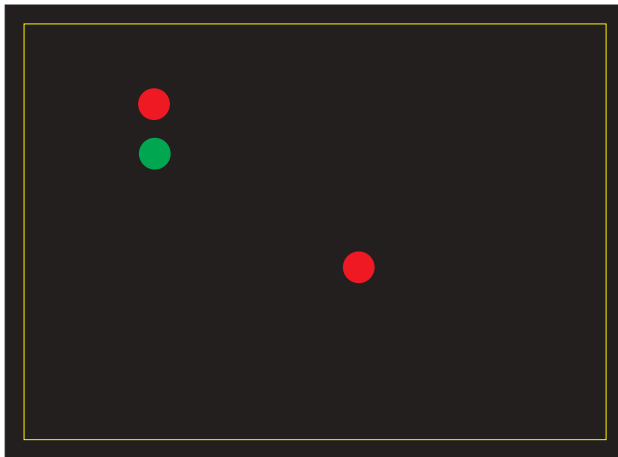
59

1. S.V. probably 20 m or more underway seen end on.
2. One short blast a/c to stbd.
3. No day signal.
4. One prolonged and two short blasts.



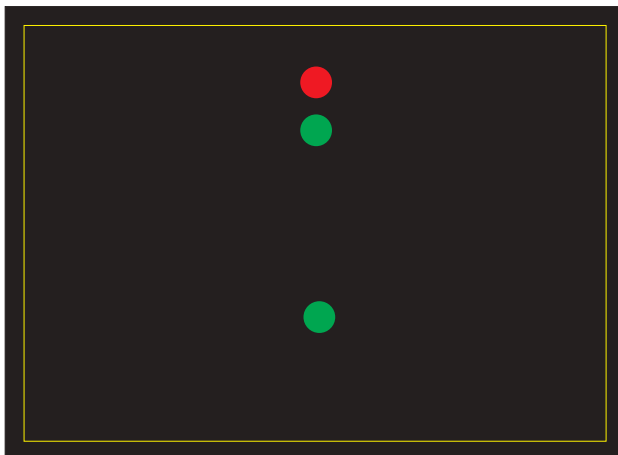
60

1. S.V. probably 20 m or more underway seen from stbd side.
2. Two short blast a/c to port.
3. No day signal.
4. One prolonged and two short blasts.



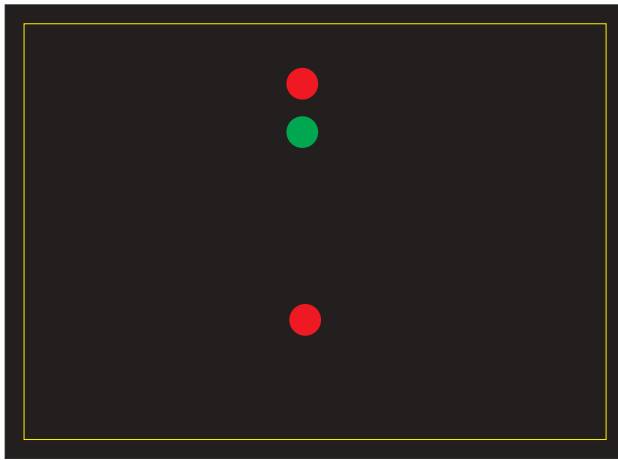
61

1. S.V. probably 20 m or more underway seen from port side.
2. One short blast a/c to stbd.
3. No day signal.
4. One prolonged and two short blasts.



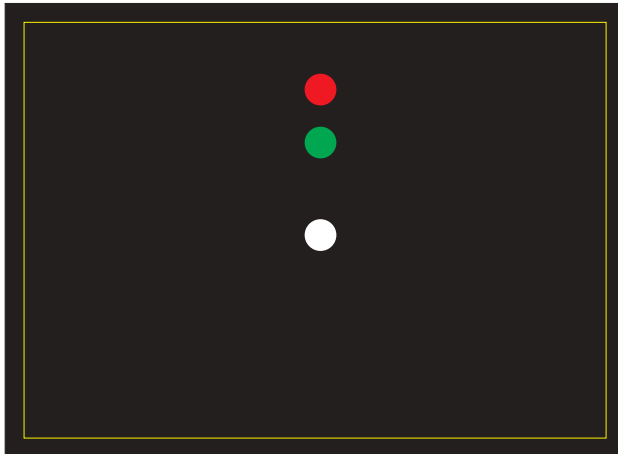
62

1. S.V. probably 20 m or more underway seen from stbd side.
2. Two short blast a/c to port.
3. No day signal.
4. One prolonged and two short blasts.



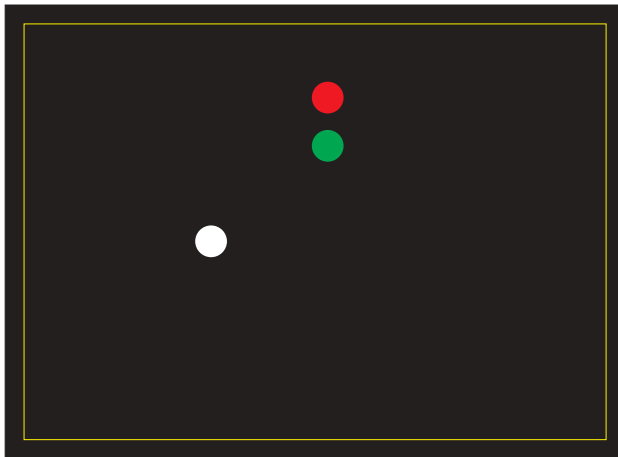
63

1. S.V. probably 20 m. or more underway seen from port side.
2. One short blast a/c to stbd.
3. No day signal.
4. One prolonged and two short blasts.



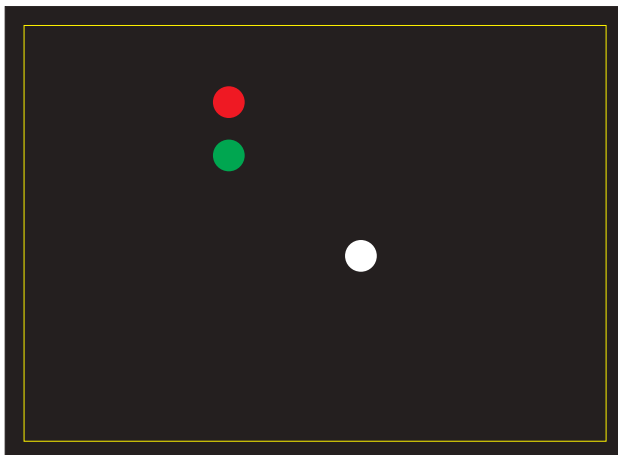
64

1. S.V. probably 20 m or more underway seen from astern.
2. One short blast a/c to stbd.
3. No day signal.
4. One prolonged and two short blasts.



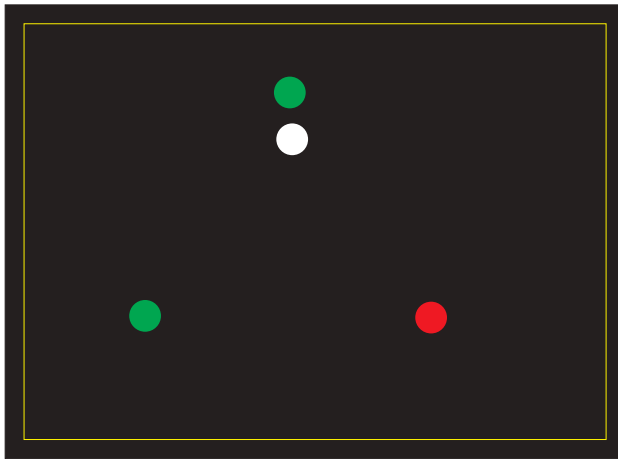
65

1. S.V. probably 20 m or more underway seen from astern.
2. Two short blast a/c to port.
3. No day signal.
4. One prolonged and two short blasts.




66

1. S.V. probably 20 m or more underway seen from astern.
2. One short blast a/c to stbd.
3. No day signal.
4. One prolonged and two short blasts.




67

1. Trawler less than 50 m. making way seen end on.
2. One short blast a/c to stbd.
3. Two cones with apexes together in vertical line.
4. One prolonged and two short blasts.



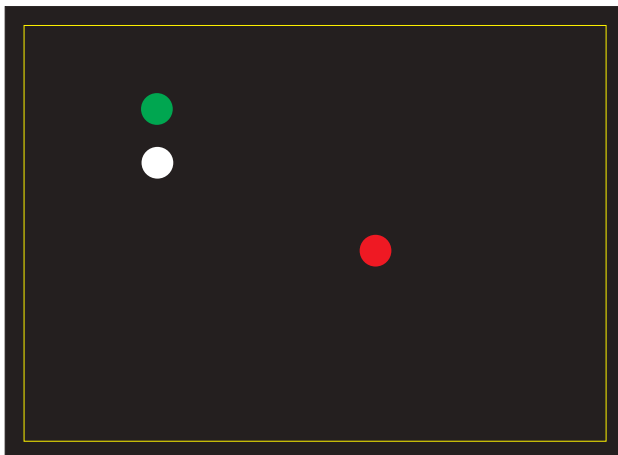
68

1. Trawler less than 50 m. making way seen from stbd side.
2. Two short blast a/c to port.
3. Two cones with apexes together in vertical line.
4. One prolonged and two short blasts.



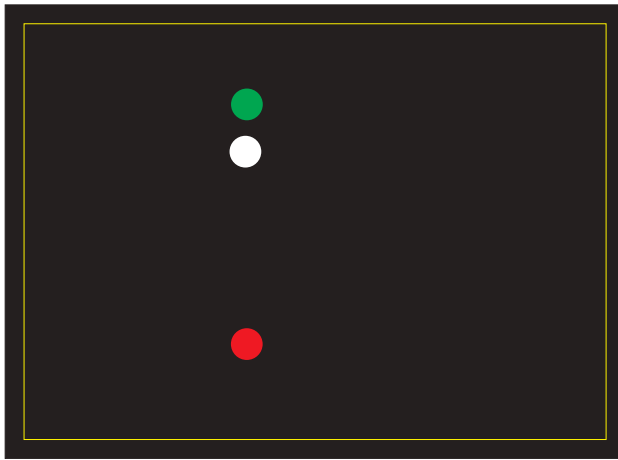
69

1. Trawler less than 50 m. making way seen from stbd side.
2. Two short blast a/c to port.
3. Two cones with apexes together in vertical line.
4. One prolonged and two short blasts.




70

1. Trawler less than 50 m. making way seen from port side.
2. One short blast a/c to stbd.
3. Two cones with apexes together in vertical line.
4. One prolonged and two short blasts.



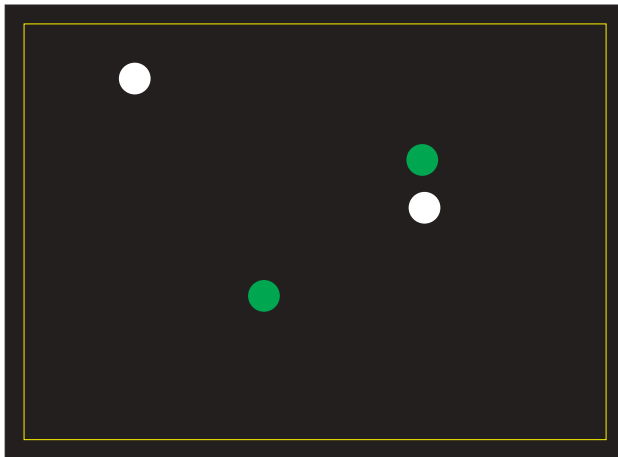
71

1. Trawler less than 50 m. making way seen from port side.
2. One short blast a/c to stbd.
3. Two cones with apexes together in vertical line.
4. One prolonged and two short blasts.



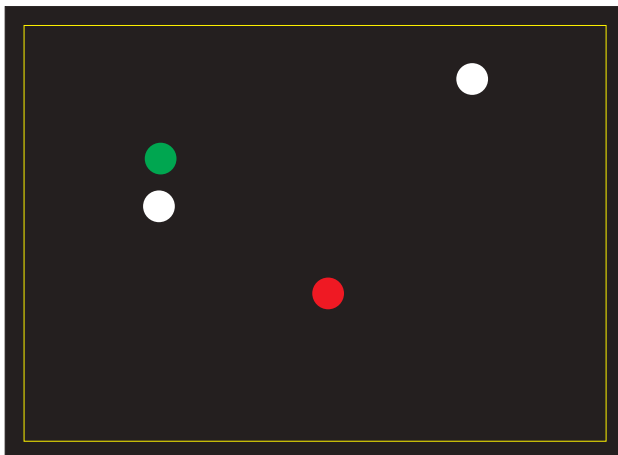
72

1. Trawler probably 50 m. making way seen end on.
2. One short blast a/c to stbd.
3. Two cones with apexes together in vertical line.
4. One prolonged and two short blasts.



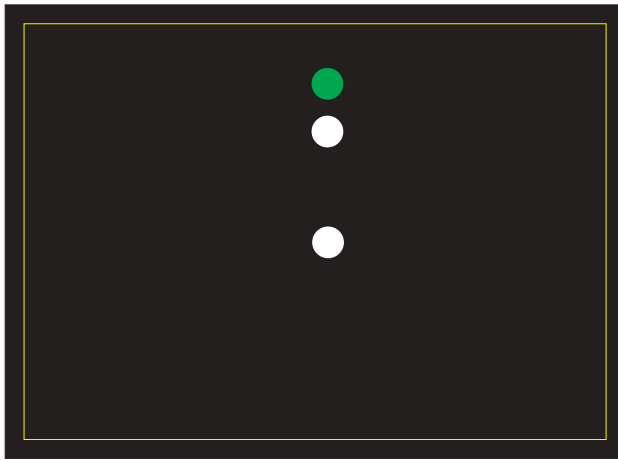
73

1. Trawler probably 50 m. making way seen from stbd side.
2. Two short blast a/c to port.
3. Two cones with apexes together in vertical line.
4. One prolonged and two short blasts.




74

1. Trawler probably 50 m. making way seen from port side.
2. One short blast a/c to stbd .
3. Two cones with apexes together in vertical line.
4. One prolonged and two short blasts.



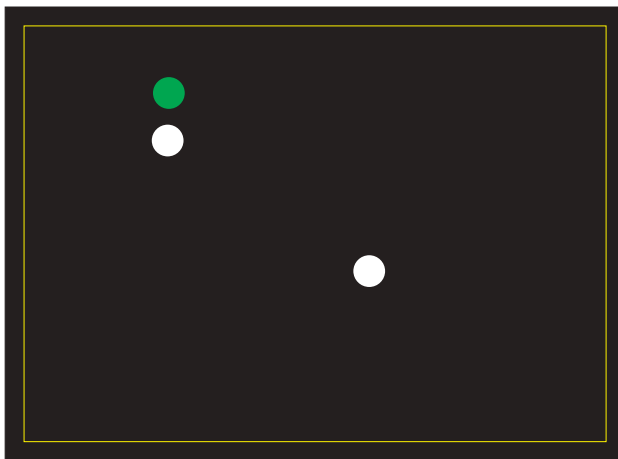
75

1. Trawler making way seen from astern.
2. One short blast a/c to stbd .
3. Two cones with apexes together in vertical line.
4. One prolonged and two short blasts.




76

1. Trawler making way seen from astern.
2. Two short blast a/c to port.
3. Two cones with apexes together in vertical line.
4. One prolonged and two short blasts.



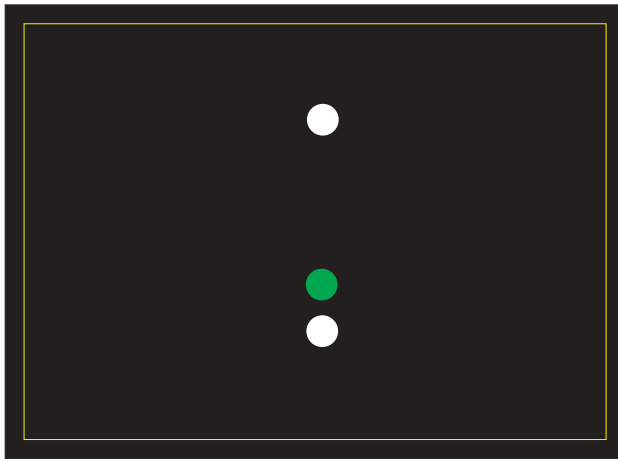
77

1. Trawler making way seen from astern.
2. One short blast a/c to stbd.
3. Two cones with apexes together in vertical line.
4. One prolonged and two short blasts.




78

1. Trawler underway but stopped or at anchor.
2. One short blast a/c to stbd.
3. Two cones with apexes together in vertical line.
4. One prolonged and two short blasts.




79

1. Trawler probably 50 m. or more underway but stopped or at anchor, seen end on.
2. One short blast a/c to stbd.
3. Two cones with apexes together in vertical line.
4. One prolonged and two short blasts.



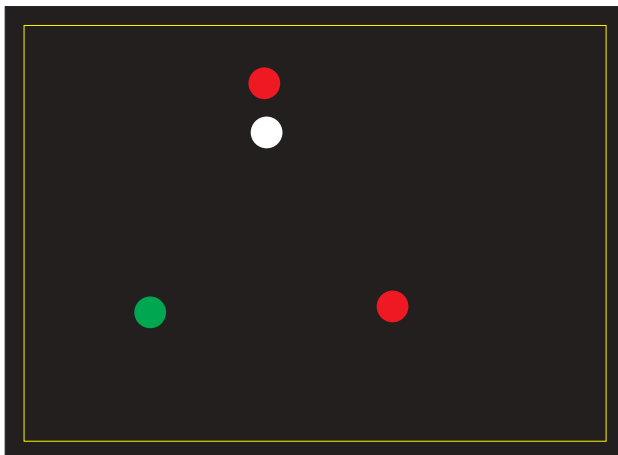
80

1. Trawler probably 50 m. or more underway but stopped or at anchor, seen from port side.
2. One short blast a/c to stbd.
3. Two cones with apexes together in vertical line.
4. One prolonged and two short blasts.



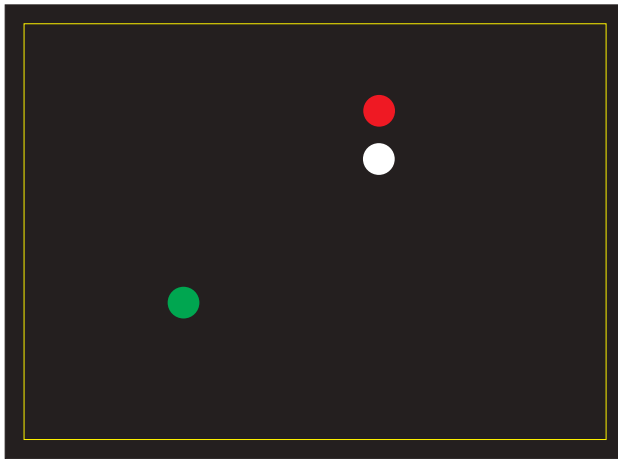
81

1. Trawler probably 50 m. or more underway but stopped or at anchor, seen from stbd side.
2. Two short blast a/c to port.
3. Two cones with apexes together in vertical line.
4. One prolonged and two short blasts.



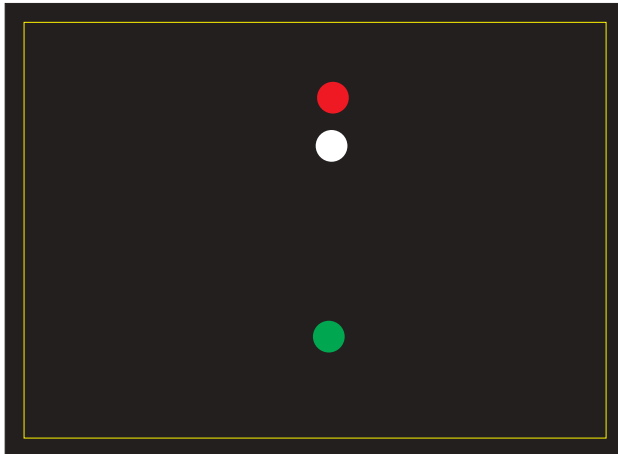
82

1. F.V. other than trawler making way, gear extending 150 m. or less, seen end on.
2. One short blast a/c to stbd.
3. Two cones with apexes together in vertical line.
4. One prolonged and two short blasts.




83

1. F.V. other than trawler making way, gear extending 150 m. or less, seen from stbd side.
2. Two short blast a/c to port.
3. Two cones with apexes together in vertical line.
4. One prolonged and two short blasts.




84

1. F.V. other than trawler making way, gear extending 150 m. or less, seen from stbd side.
2. Two short blast a/c to port.
3. Two cones with apexes together in vertical line.
4. One prolonged and two short blasts.



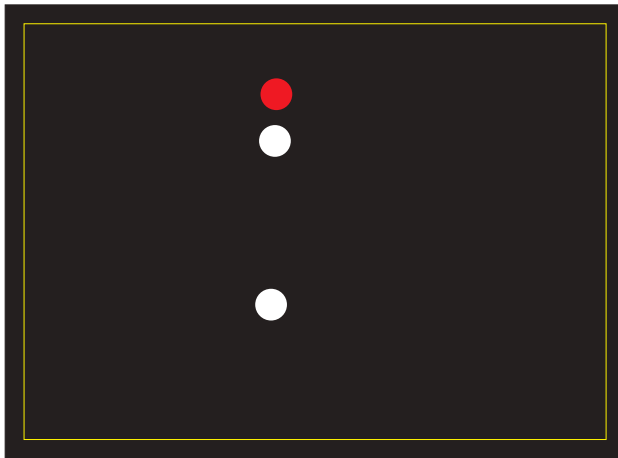
85

1. F.V. other than trawler making way, gear extending 150 m. or less, seen from port side.
2. One short blast a/c to stbd.
3. Two cones with apexes together in vertical line.
4. One prolonged and two short blasts.



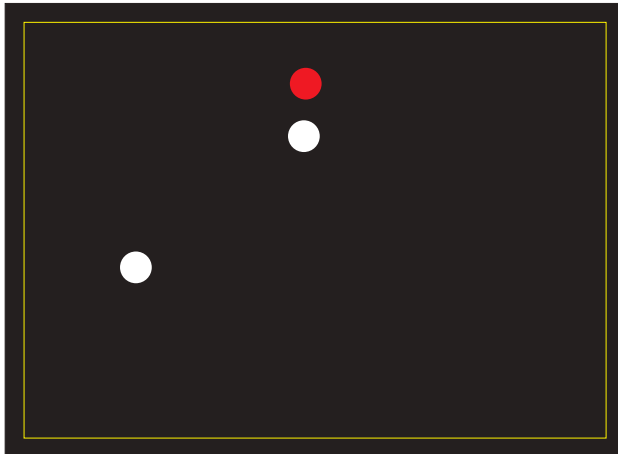
86

1. F.V. other than trawler making way, gear extending 150 m. or less, seen from port side.
2. One short blast a/c to stbd.
3. Two cones with apexes together in vertical line.
4. One prolonged and two short blasts.



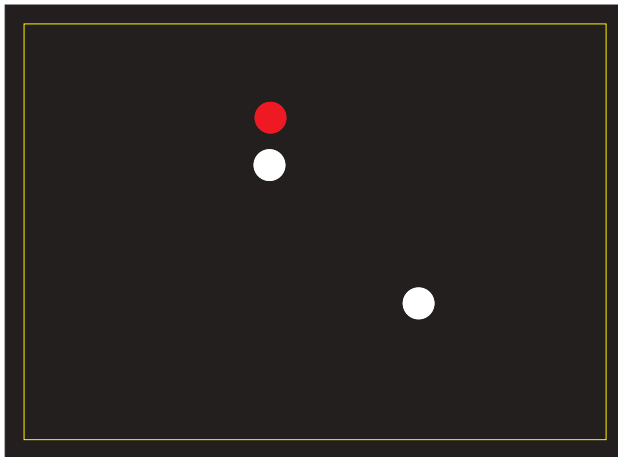
87

1. F.V. other than trawler
 - a) making way, gear extending 150 m. or less, seen from astern.
 - b) underway but stopped or at anchor, gear extending more than 150 m.
2. One short blast a/c to stbd.
3. a) Two cones with apexes together in vertical line.
b) Also a cone with apex upwards in direction of gear.
4. One prolonged and two short blasts.



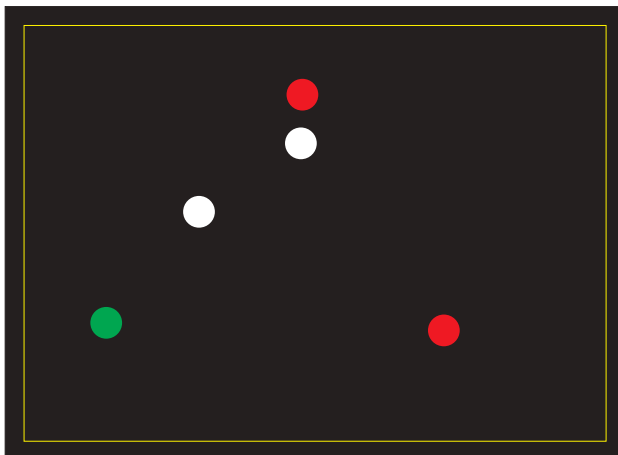
88

1. F.V. other than trawler
 - a) making way, gear extending 150 m. or less, seen from astern.
 - b) underway but stopped or at anchor, gear extending more than 150 m.
2. a) Two short blast a/c to port.
b) One short blast a/c to stbd.
3. a) Two cones with apexes together in vertical line.
b) Also a cone with apex upwards in direction of gear.
4. One prolonged and two short blasts.



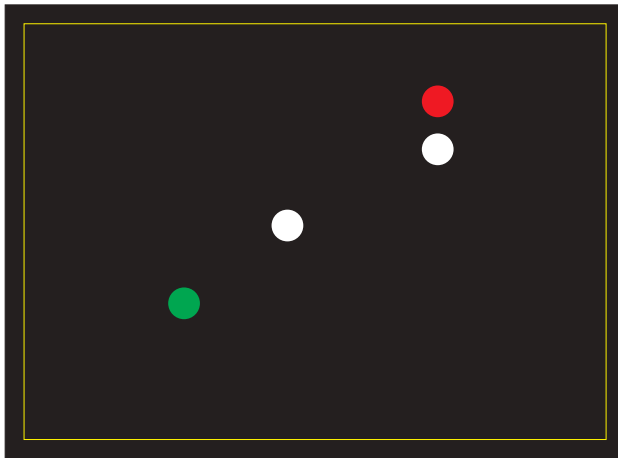
89

1. F.V. other than trawler -
 - a) making way, gear extending 150 m. or less seen from astern.
 - b) underway but stopped or at anchor, gear extending more than 150 m.
2. a) One short blast a/c to stbd.
b) Two short blast a/c to port.
3. a) Two cones with apexes together in vertical line.
b) Also a cone with apex upwards in direction of gear.
4. One prolonged and two short blasts.



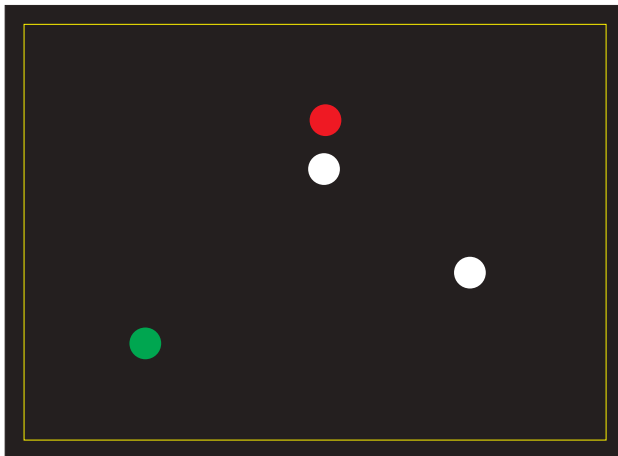
90

1. F.V. other than trawler making way, gear extending more than 150 m., seen end on.
2. One short blast a/c to stbd.
3. Two cones with apexes together in vertical line. Also a cone with apex upwards in direction of gear.
4. One prolonged and two short blasts.



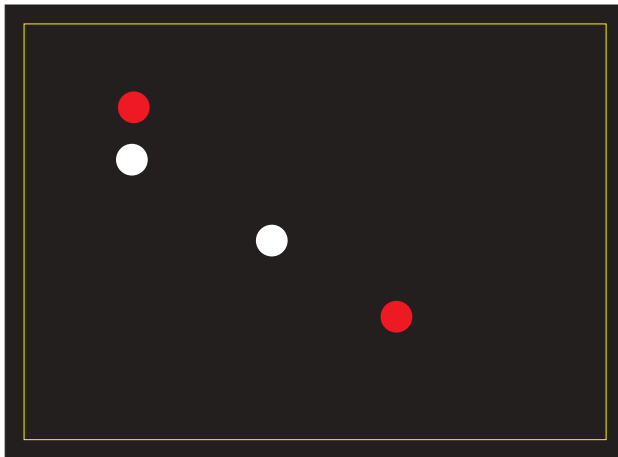
91

1. F.V. other than trawler making way, gear extending more than 150 m., seen from stbd side.
2. Two short blast a/c to port.
3. Two cones with apexes together in vertical line. Also a cone with apex upwards in direction of gear.
4. One prolonged and two short blasts.



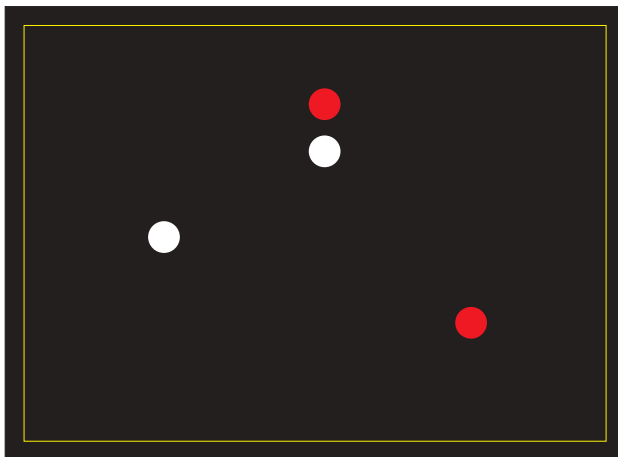
92

1. F.V. other than trawler making way, gear extending more than 150 m., seen from stbd side.
2. Two short blast a/c to port.
3. Two cones with apexes together in vertical line. Also a cone with apex upwards in direction of gear.
4. One prolonged and two short blasts.



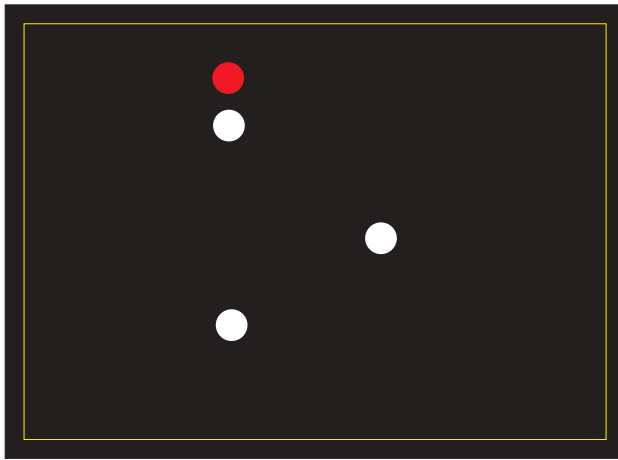
93

1. F.V. other than trawler making way, gear extending more than 150 m., seen from port side.
2. One short blast a/c to stbd.
3. Two cones with apexes together in vertical line. Also a cone with apex upwards in direction of gear.
4. One prolonged and two short blasts.



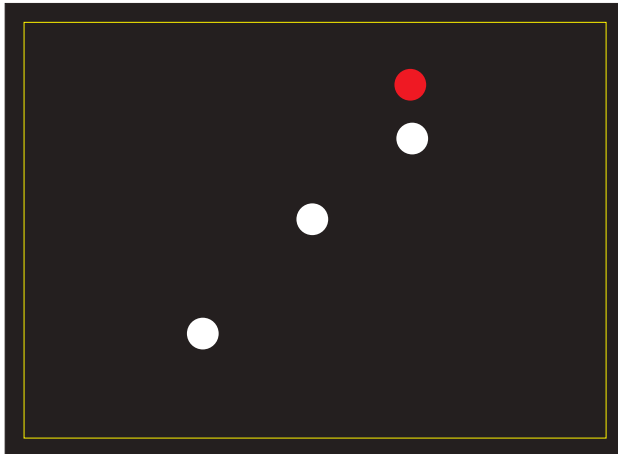
94

1. F.V. other than trawler making way, gear extending more than 150 m., seen from port side.
2. One short blast a/c to stbd.
3. Two cones with apexes together in vertical line. Also a cone with apex upwards in direction of gear.
4. One prolonged and two short blasts.



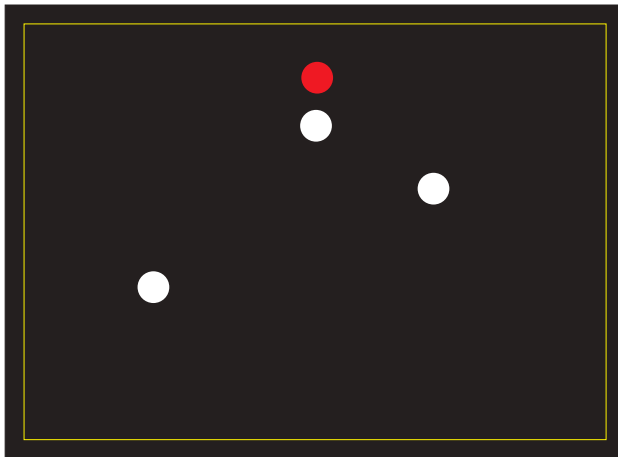
95

1. F.V. other than trawler making way, gear extending more than 150 m., seen from astern.
2. Two short blast a/c to port.
3. Two cones with apexes together in vertical line. Also a cone with apex upwards in direction of gear.
4. One prolonged and two short blasts.



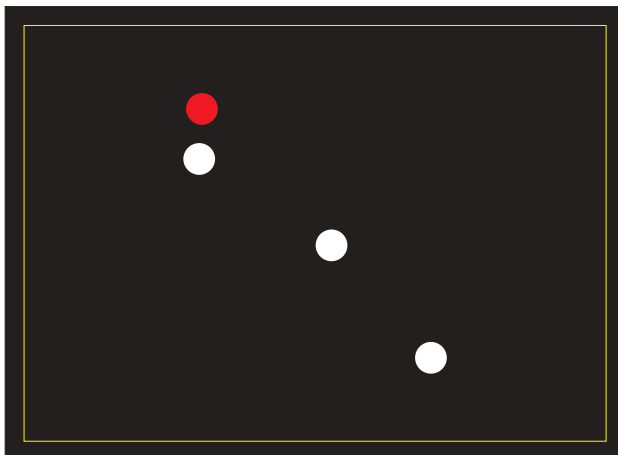
96

1. F.V. other than trawler making way, gear extending more than 150 m., seen from astern.
2. Two short blast a/c to port.
3. Two cones with apexes together in vertical line. Also a cone with apex upwards in direction of gear.
4. One prolonged and two short blasts.



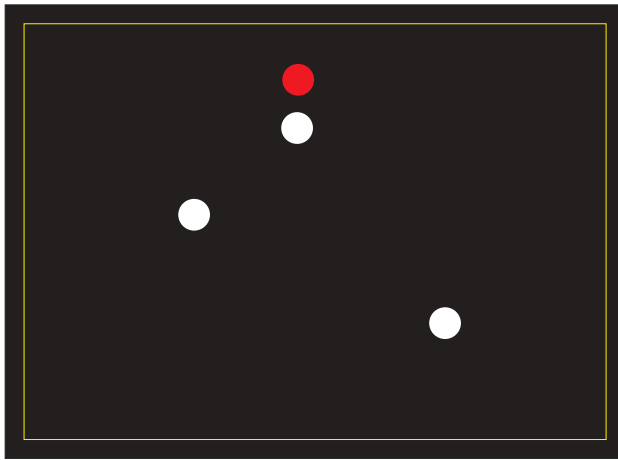
97

1. F.V. other than trawler making way, gear extending more than 150 m., seen from astern.
2. Two short blast a/c to port.
3. Two cones with apexes together in vertical line. Also a cone with apex upwards in direction of gear .
4. One prolonged and two short blasts.




98

1. F.V. other than trawler making way, gear extending more than 150 m., seen from astern.
2. One short blast a/c to stbd.
3. Two cones with apexes together in vertical line. Also a cone with apex upwards in direction of gear.
4. One prolonged and two short blasts.



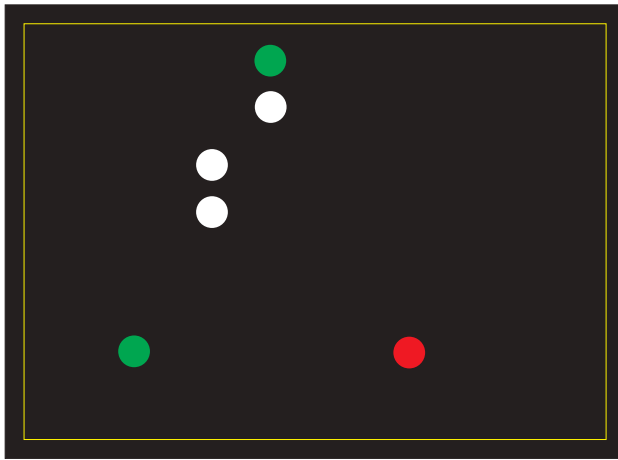
99

1. F.V. other than trawler making way, gear extending more than 150 m., seen from astern.
2. One short blast a/c to stbd.
3. Two cones with apexes together in vertical line. Also a cone with apex upwards in direction of gear.
4. One prolonged and two short blasts.



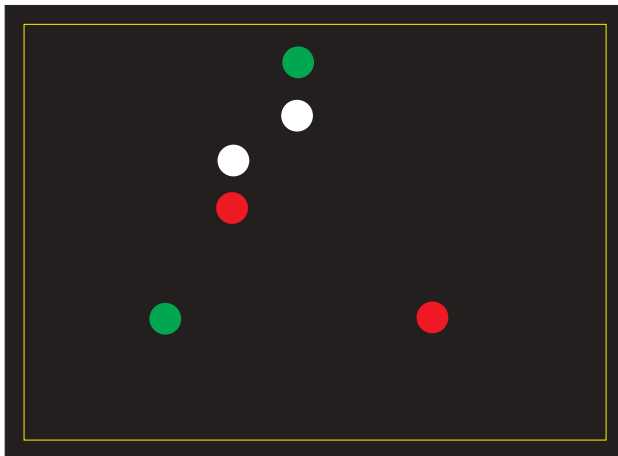
100

1. F.V. other than trawler underway but stopped or at anchor, gear extending 150 m. or less.
2. One short blast a/c to stbd.
3. Two cones with apexes together in vertical line.
4. One prolonged and two short blasts.



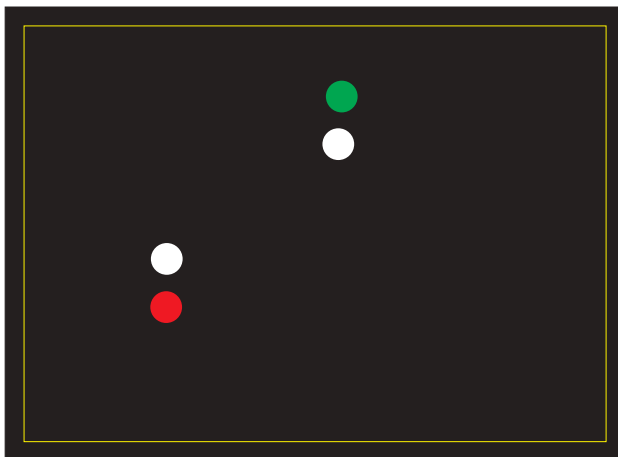
101

1. Trawler less than 50 m. making way shooting nets seen end on.
2. One short blast a/c to stbd.
3. Two cones with apexes together in vertical line. Also flag Z.
4. One prolonged and two short blasts.



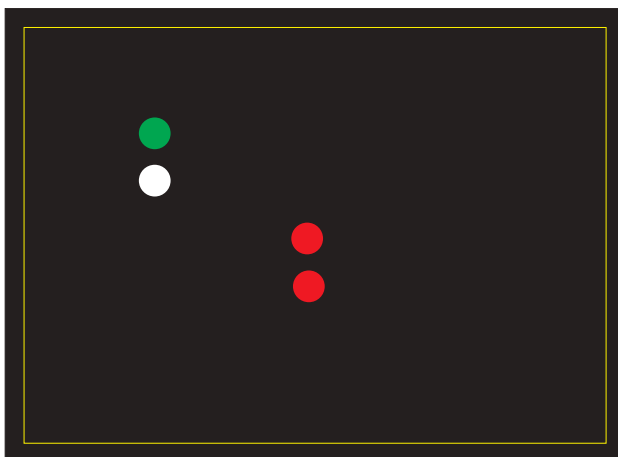
102

1. Trawler less than 50 m. making way hauling nets seen end on.
2. One short blast a/c to stbd.
3. Two cones with apexes together in vertical line. Also flag G.
4. One prolonged and two short blasts.




103

1. Trawler underway but stopped or at anchor, hauling nets.
2. One short blast a/c to stbd.
3. Two cones with apexes together in vertical line. Also flag G.
4. One prolonged and two short blasts.



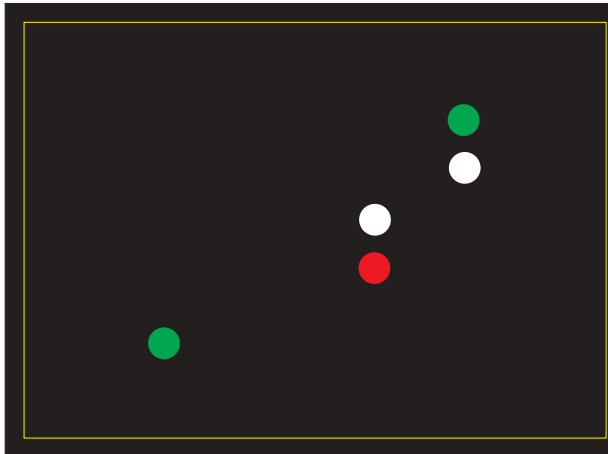
104

1. Trawler underway but stopped or at anchor, nets fast on an obstruction.
2. One short blast a/c to stbd.
3. Two cones with apexes together in vertical line.
4. One prolonged and two short blasts.



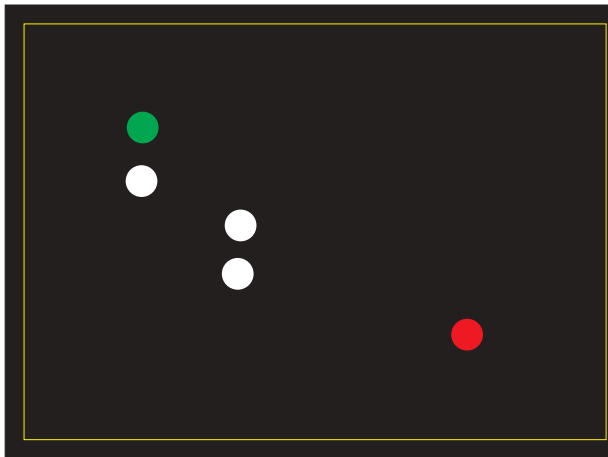
105

1. Trawler less than 50 m. making way shooting nets seen from stbd side.
2. Two short blasts a/c to port.
3. Two cones with apexes together in vertical line. Also flag Z.
4. One prolonged and two short blasts.



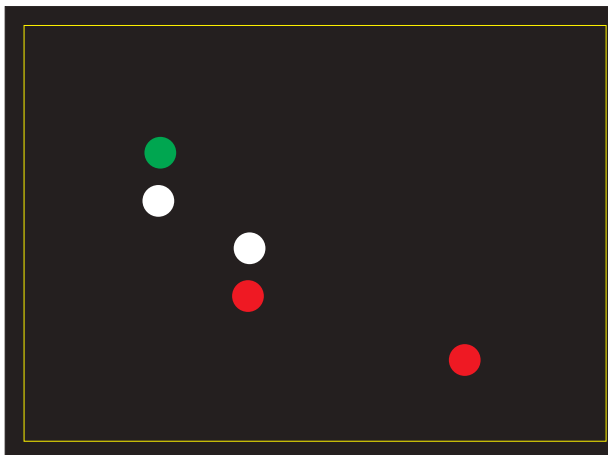
106

1. Trawler less than 50 m. making way hauling nets seen from stbd side.
2. Two short blasts a/c to port.
3. Two cones with apexes together in vertical line. Also flag G.
4. One prolonged and two short blasts.



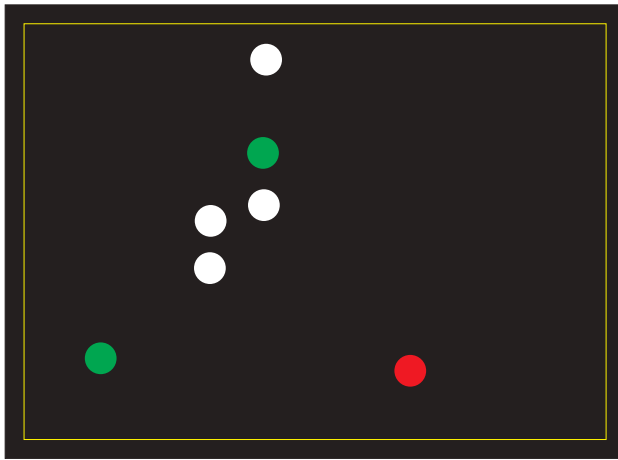
107

1. Trawler less than 50 m. making way shooting nets seen from port side.
2. One short blast a/c to stbd.
3. Two cones with apexes together in vertical line. Also flag Z.
4. One prolonged and two short blasts.



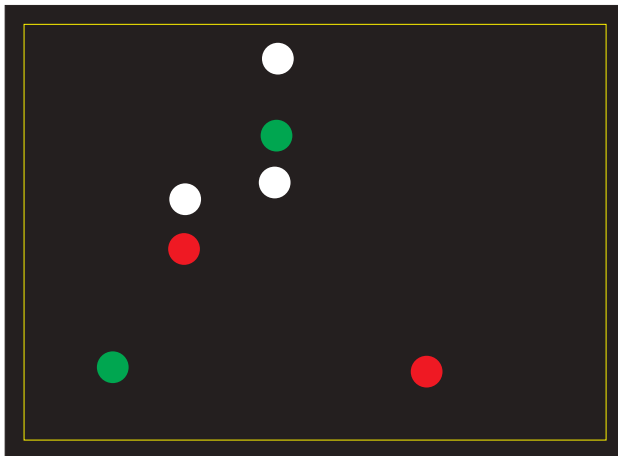
108

1. Trawler less than 50 m. making way hauling nets seen from port side.
2. One short blast a/c to stbd.
3. Two cones with apexes together in vertical line. Also flag G.
4. One prolonged and two short blasts.



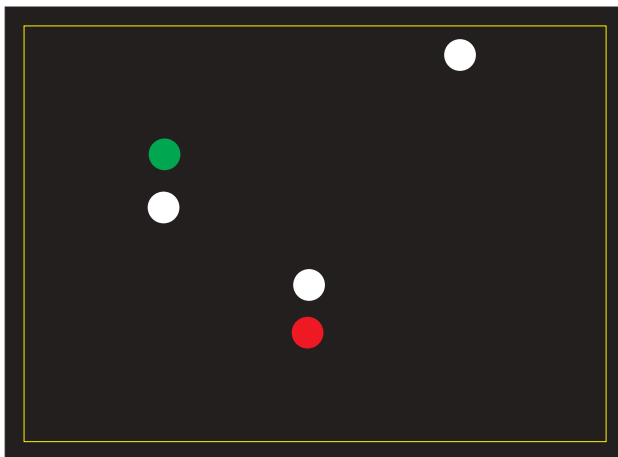
109

1. Trawler probably 50 m. or more making way shooting nets seen end on.
2. One short blast a/c to stbd.
3. Two cones with apexes together in vertical line. Also flag Z.
4. One prolonged and two short blasts.



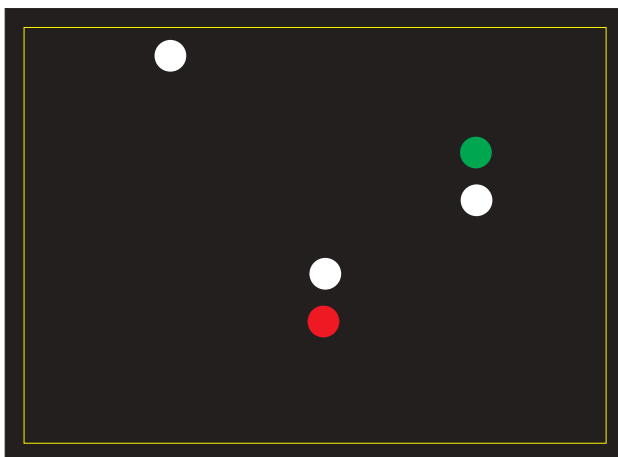
110

1. Trawler probably 50 m. or more making way hauling nets seen end on.
2. One short blast a/c to stbd.
3. Two cones with apexes together in vertical line. Also flag G.
4. One prolonged and two short blasts.



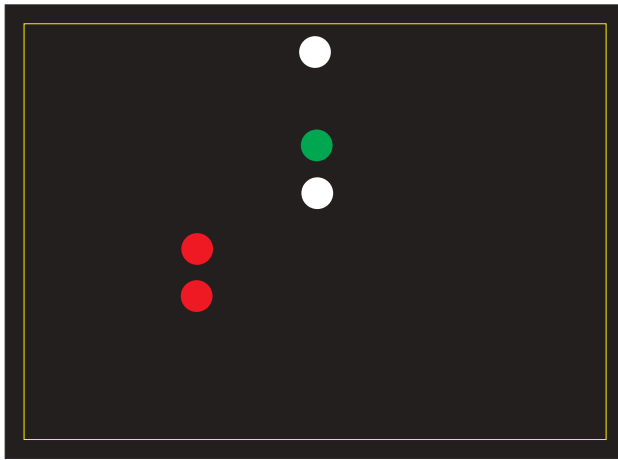
111

1. Trawler probably 50 m. or more underway but stopped or at anchor, hauling nets, seen from port side.
2. One short blast a/c to stbd.
3. Two cones with apexes together in vertical line. Also flag G.
4. One prolonged and two short blasts.




112

1. Trawler probably 50 m. or more underway but stopped or at anchor, hauling nets, seen from stbd side.
2. Two short blasts a/c to port.
3. Two cones with apexes together in vertical line. Also flag G.
4. One prolonged and two short blasts.



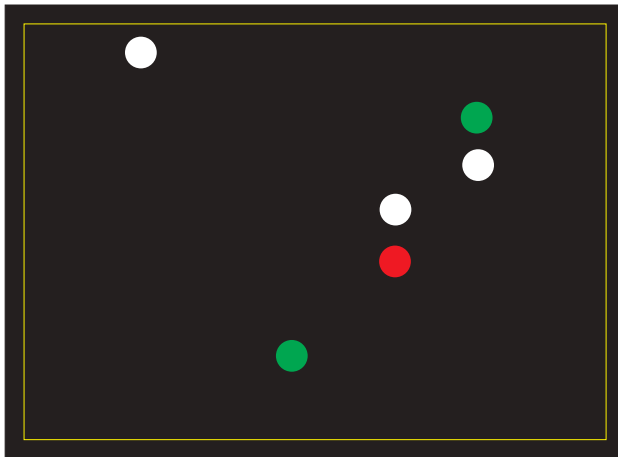
113

1. Trawler probably 50 m. or more underway but stopped or at anchor, nets fast on an obstruction, seen end on.
2. One short blast a/c to stbd.
3. Two cones with apexes together in vertical line.
4. One prolonged and two short blasts.



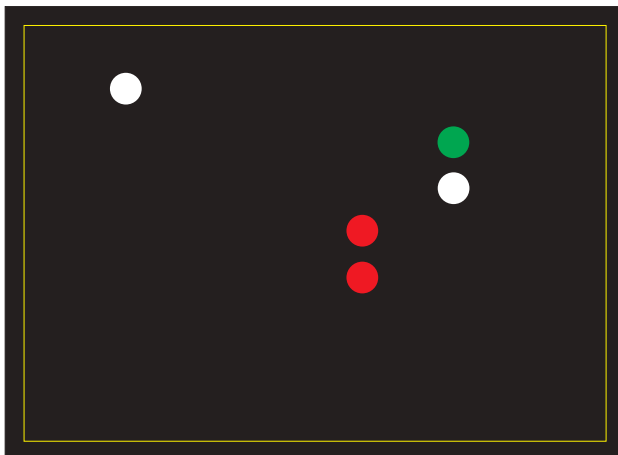
114

1. Trawler probably 50 m. or more making way shooting nets seen from stbd side.
2. Two short blasts a/c to port.
3. Two cones with apexes together in vertical line. Also flag Z.
4. One prolonged and two short blasts.



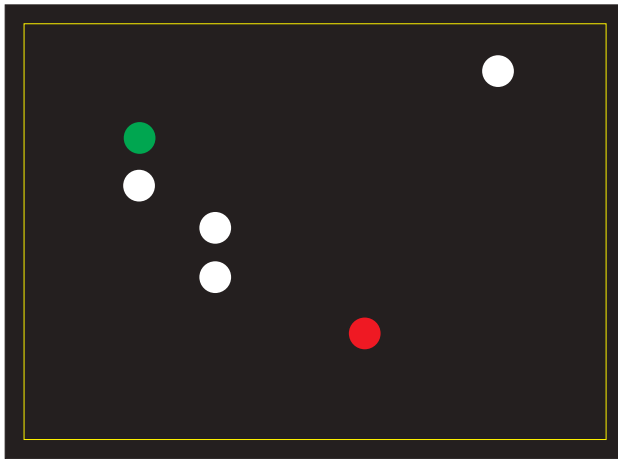
115

1. Trawler probably 50 m. or more making way hauling nets seen from stbd side.
2. Two short blasts a/c to port.
3. Two cones with apexes together in vertical line. Also flag G.
4. One prolonged and two short blasts.



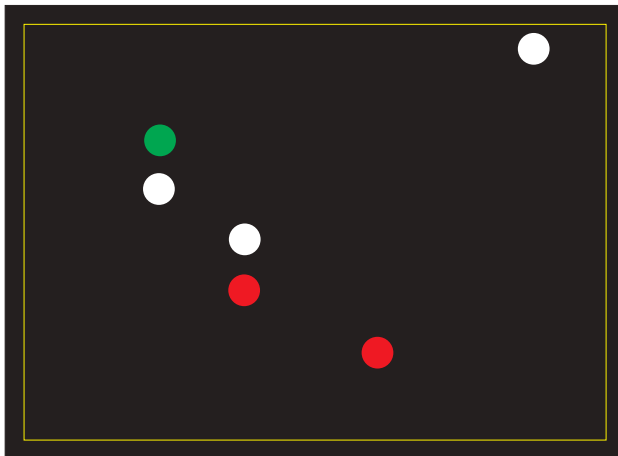
116

1. Trawler probably 50 m. or more underway but stopped or at anchor, nets fast on an obstruction, seen from stbd side.
2. Two short blasts a/c to port.
3. Two cones with apexes together in vertical line.
4. One prolonged and two short blasts.



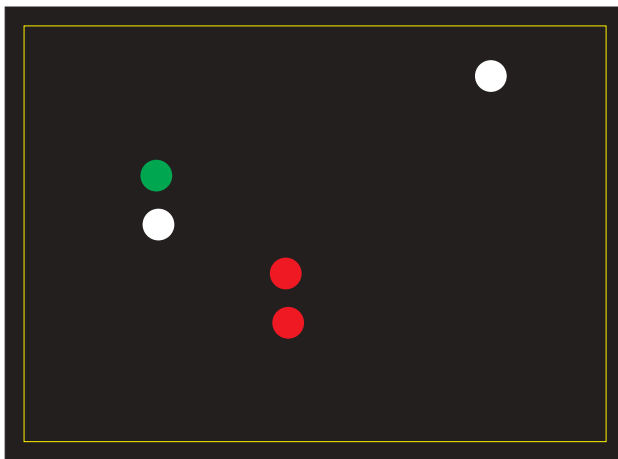
117

1. Trawler probably 50 m. or more making way shooting nets seen from port side.
2. One short blast a/c to stbd.
3. Two cones with apexes together in vertical line. Also flag Z.
4. One prolonged and two short blasts.



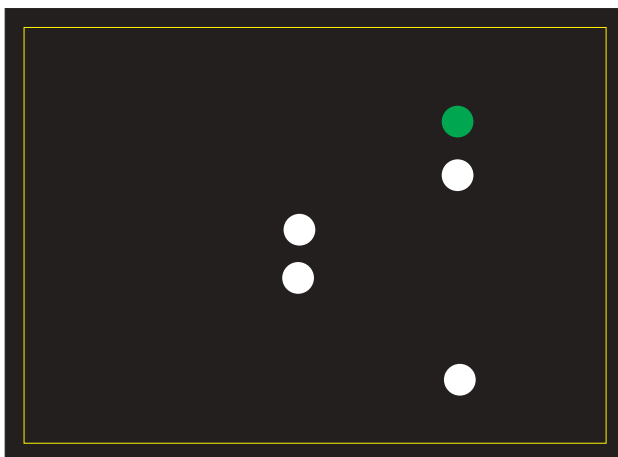
118

1. Trawler probably 50 m. or more making way hauling nets seen from port side.
2. One short blast a/c to stbd.
3. Two cones with apexes together in vertical line. Also flag G.
4. One prolonged and two short blasts.



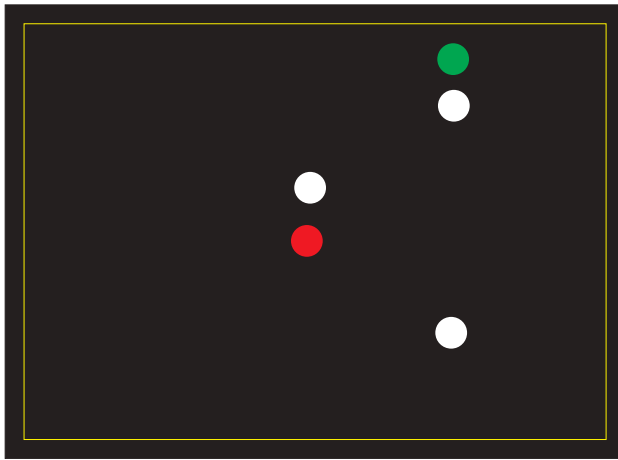
119

1. Trawler probably 50 m. or more underway but stopped or at anchor, nets fast on an obstruction, seen from port side.
2. One short blast a/c to stbd.
3. Two cones with apexes together in vertical line.
4. One prolonged and two short blasts.



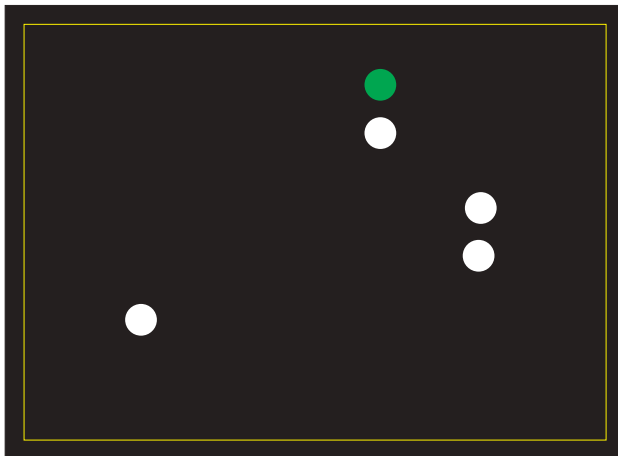
120

1. Trawler making way shooting nets seen from astern.
2. One short blast a/c to stbd.
3. Two cones with apexes together in vertical line. Also flag Z.
4. One prolonged and two short blasts.



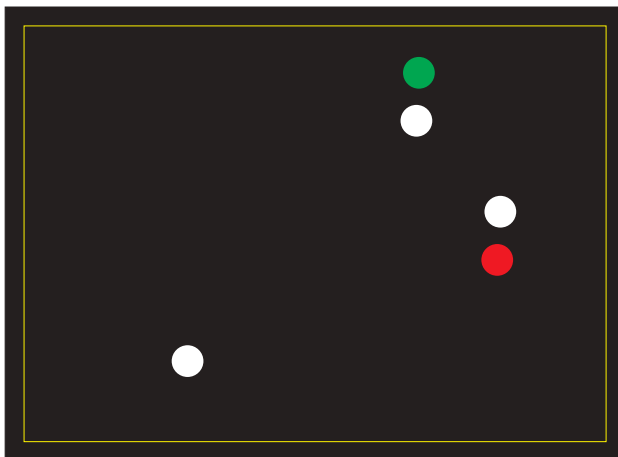
121

1. Trawler making way hauling nets seen from astern.
2. One short blast a/c to stbd.
3. Two cones with apexes together in vertical line. Also flag G.
4. One prolonged and two short blasts.



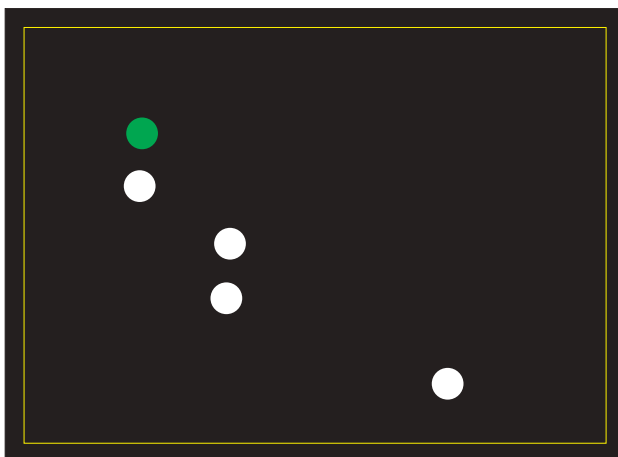
122

1. Trawler making way shooting nets seen from astern.
2. Two short blasts a/c to port.
3. Two cones with apexes together in vertical line. Also flag Z.
4. One prolonged and two short blasts.




123

1. Trawler making way hauling nets seen from astern.
2. Two short blast a/c to port.
3. Two cones with apexes together in vertical line. Also flag G.
4. One prolonged and two short blasts.




124

1. Trawler making way shooting nets seen from astern.
2. One short blast a/c to stbd.
3. Two cones with apexes together in vertical line. Also flag Z.
4. One prolonged and two short blasts.




125

1. Trawler making way hauling nets seen from astern.
2. One short blast a/c to stbd.
3. Two cones with apexes together in vertical line. Also flag G.
4. One prolonged and two short blasts.



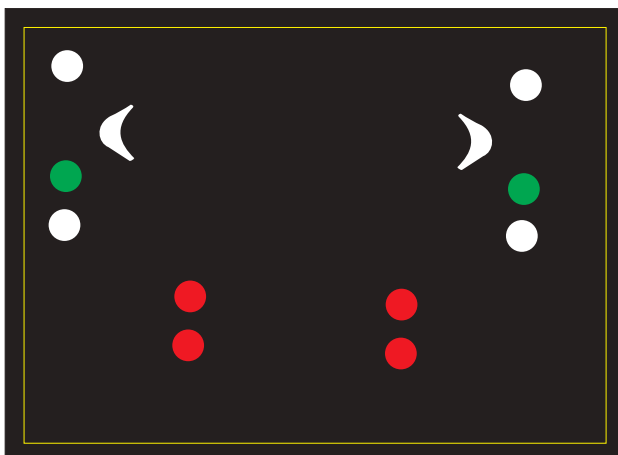
126

1. Two v/l's each less than 50 m. pair trawling making way hauling nets seen end on.
2. One short blast a/c to stbd.
3. Each v/l shows two cones with apexes together in vertical line. Also flags G & T.
4. Each v/l sounds one prolonged and two short blasts.




127

1. Two v/l's each probably 50 m. or more pair trawling making way shooting nets, seen end on.
2. One short blast a/c to stbd.
3. Each v/l shows two cones with apexes together in vertical line. Also flags Z & T.
4. Each v/l sounds one prolonged and two short blasts.



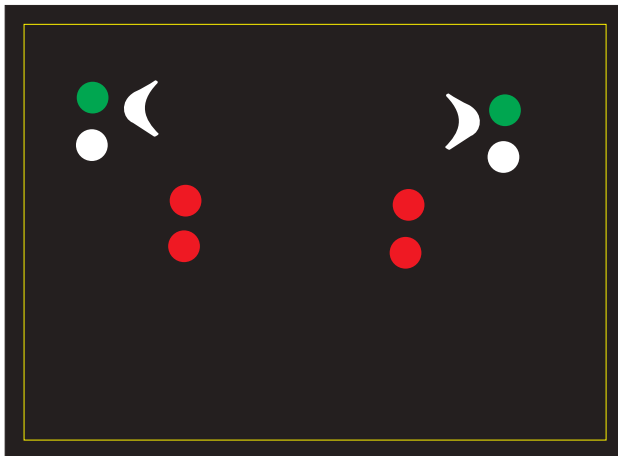
128

1. Two v/l's each probably 50 m. or more pair trawling underway but stopped or at anchor, nets fast on an obstruction, seen end on.
2. One short blast a/c to stbd.
3. Each vessel shows two cones with apexes together in vertical line. Also flag T.
4. Each v/l sounds one prolonged and two short blasts.



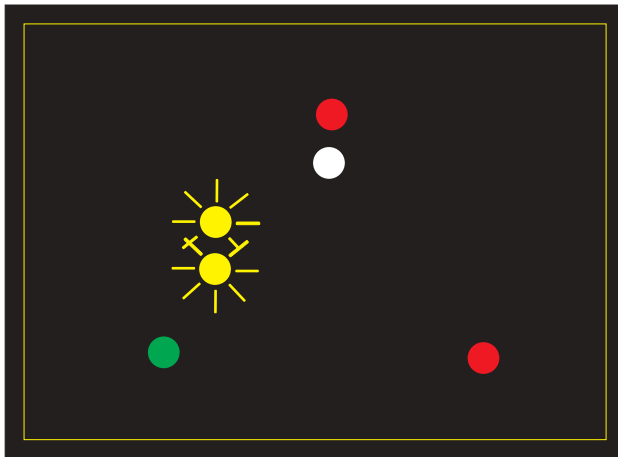
129

1. Two v/l's pair trawling making way shooting nets seen from astern.
2. One short blast a/c to stbd.
3. Each v/l shows two cones with apexes together in vertical line. Also flags Z & T.
4. Each v/l sounds one prolonged and two short blasts.



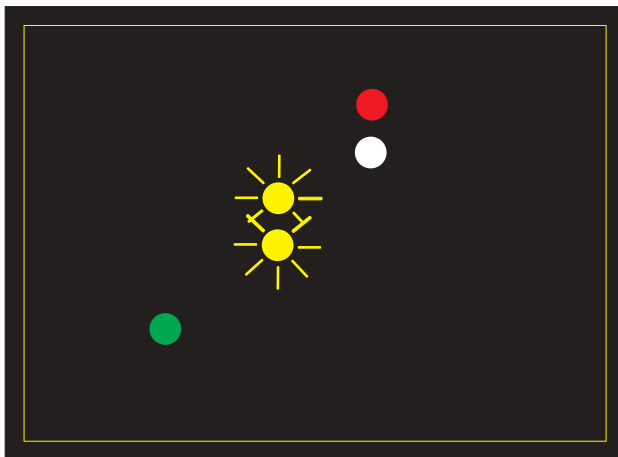
130

1. Two v/l's pair trawling underway but stopped or at anchor, nets fast on an obstruction.
2. One short blast a/c to stbd.
3. Each vessel shows two cones with apexes together in vertical line. Also flag T.
4. Each v/l sounds one prolonged and two short blasts.



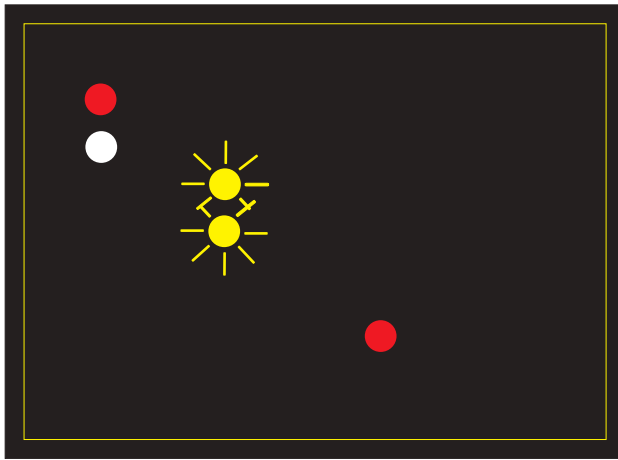
131

1. F.V. other than trawler using purse seine gear extending 150 m. or less making way seen end on.
2. One short blast a/c to stbd.
3. Two cones with apexes together in vertical line.
4. One prolonged and two short blasts.



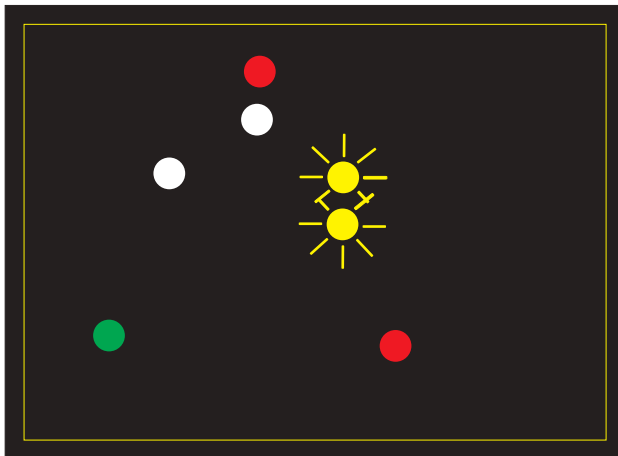
132

1. F.V. other than trawler using purse seine gear extending 150 m. or less making way seen from stbd side.
2. Two short blast a/c to port.
3. Two cones with apexes together in vertical line.
4. One prolonged and two short blasts.



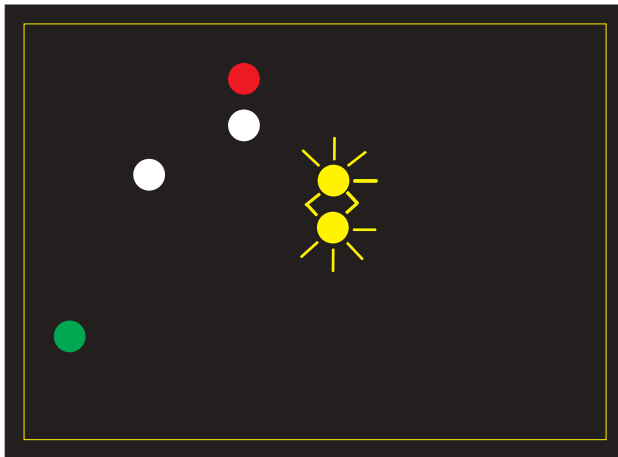
133

1. F.V. other than trawler using purse seine gear extending 150 m. or less making way seen from port side.
2. One short blast a/c to stbd.
3. Two cones with apexes together in vertical line.
4. One prolonged and two short blasts.



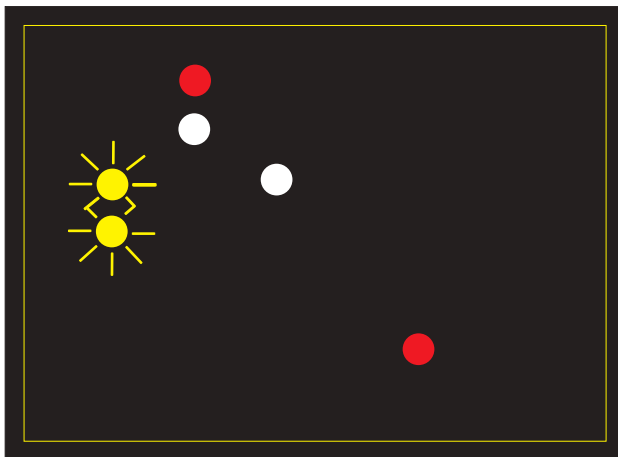
134

1. F.V. other than trawler using purse seine gear extending more than 150 m., making way seen end on.
2. One short blast a/c to stbd.
3. Two cones with apexes together in vertical line. Also a cone with apex upwards in direction of gear.
4. One prolonged and two short blasts.



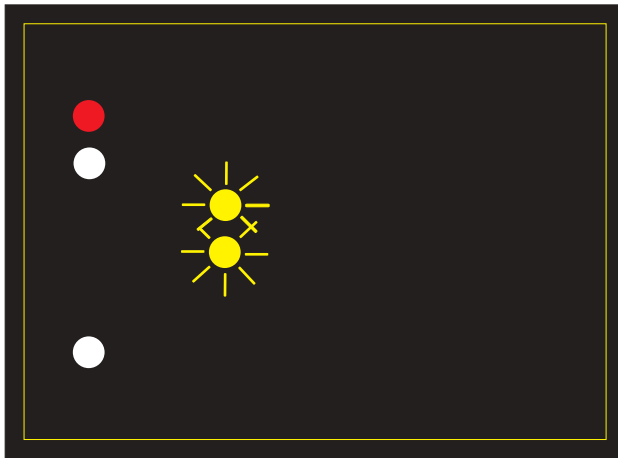
135

1. F.V. other than trawler using purse seine gear extending more than 150 m., making way seen from stbd side.
2. Two short blasts a/c to port.
3. Two cones with apexes together in vertical line. Also a cone with apex upwards in direction of gear.
4. One prolonged and two short blasts.



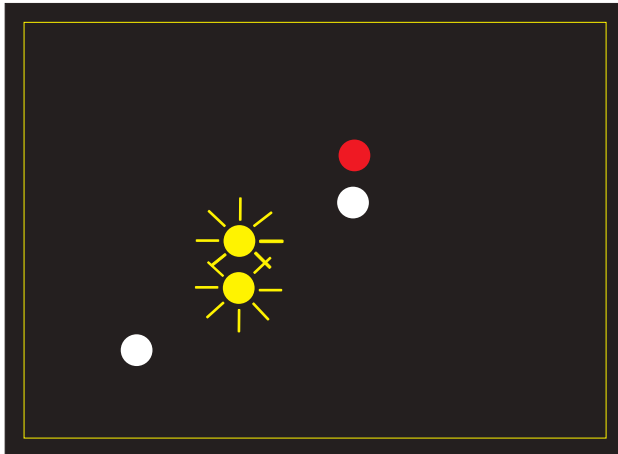
136

1. F.V. other than trawler using purse seine gear extending more than 150 m., making way seen from port side.
2. One short blast a/c to stbd.
3. Two cones with apexes together in vertical line. Also a cone with apex upwards in direction of gear.
4. One prolonged and two short blasts.



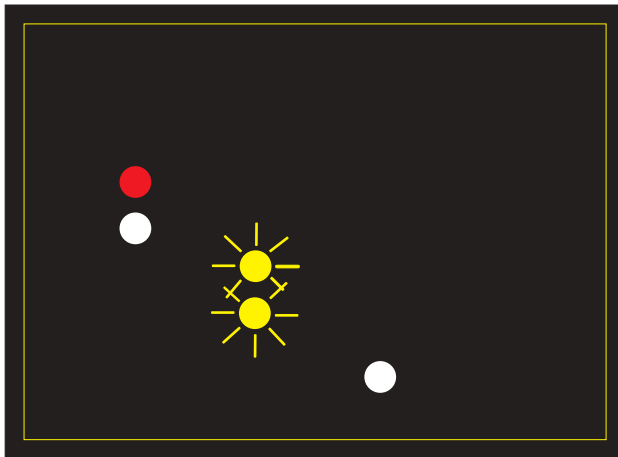
137

1. F.V. other than trawler using purse seine gear extending 150 m. or less making way seen from astern.
2. One short blast a/c to stbd.
3. Two cones with apexes together in vertical line.
4. One prolonged and two short blasts.



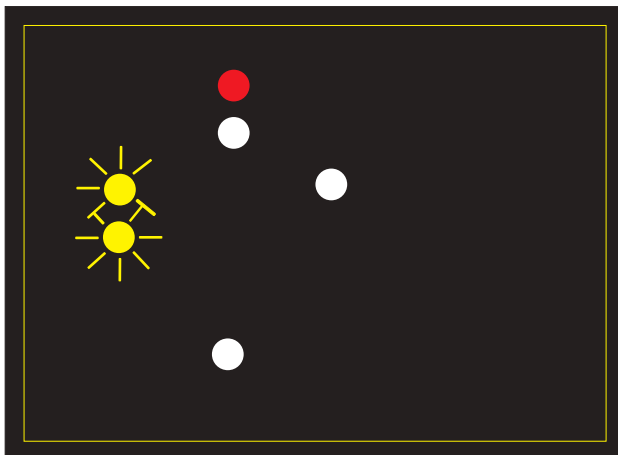
138

1. F.V. other than trawler using purse seine gear extending 150 m. or less making way seen from astern.
2. Two short blasts a/c to port.
3. Two cones with apexes together in vertical line.
4. One prolonged and two short blasts.



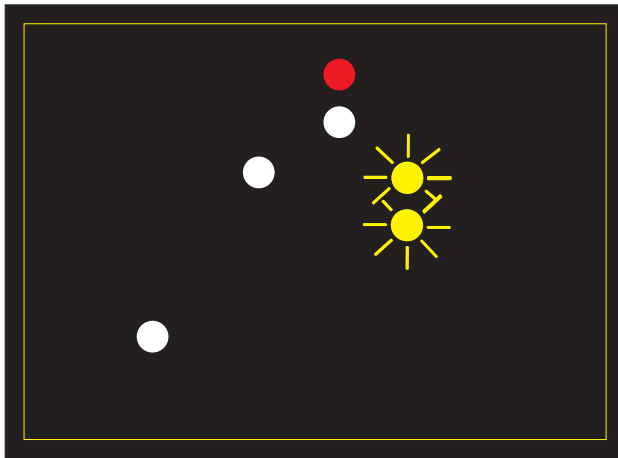
139

1. F.V. other than trawler using purse seine gear extending 150 m. or less making way seen from astern.
2. One short blast a/c to stbd.
3. Two cones with apexes together in vertical line.
4. One prolonged and two short blasts.



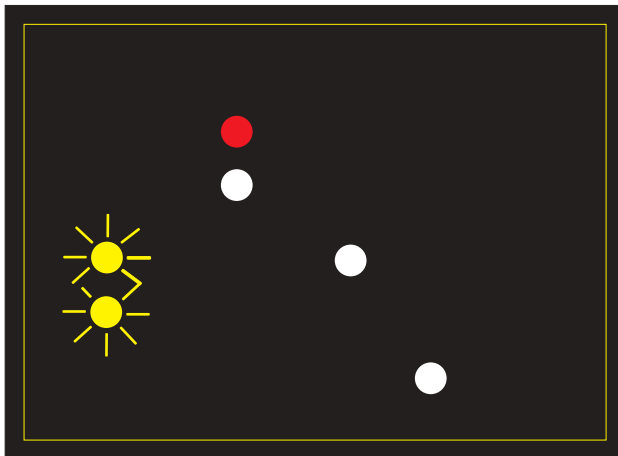
140

1. F.V. other than trawler using purse seine gear extending more than 150 m., making way seen from astern.
2. Two short blasts a/c to port.
3. Two cones with apexes together in vertical line. Also a cone with apex upwards in direction of gear.
4. One prolonged and two short blasts.



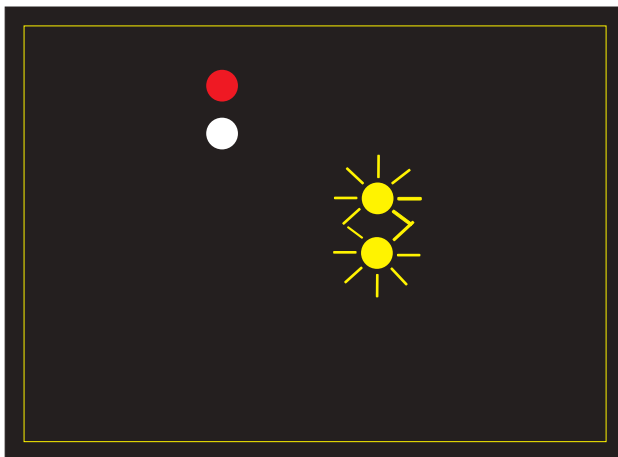
141

1. F.V. other than trawler using purse seine gear extending more than 150 m., making way seen from astern.
2. Two short blasts a/c to port.
3. Two cones with apexes together in vertical line. Also a cone with apex upwards in direction of gear.
4. One prolonged and two short blasts.



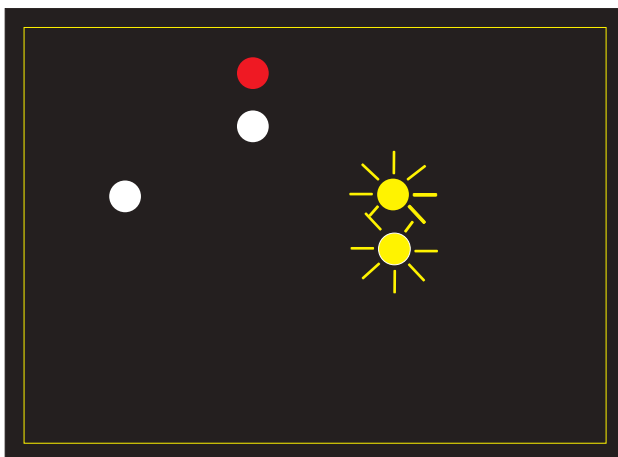
142

1. F.V. other than trawler using purse seine gear extending 150 m. or less making way seen from astern.
2. One short blast a/c to stbd.
3. Two cones with apexes together in vertical line. Also a cone with apex upwards in direction of gear.
4. One prolonged and two short blasts.



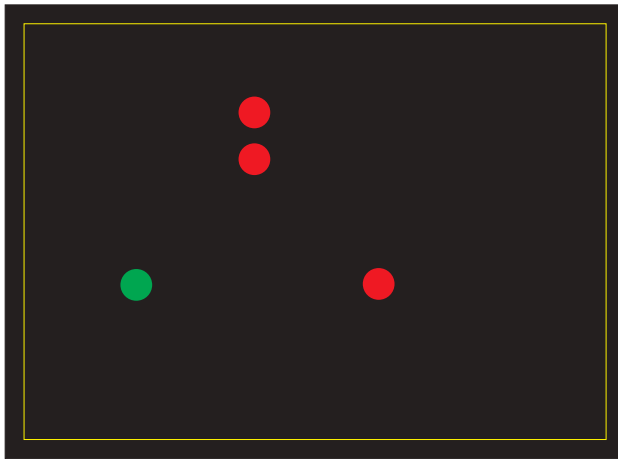
143

1. F.V. other than trawler using purse seine gear extending 150 m. or less underway but stopped or at anchor.
2. One short blast a/c to stbd.
3. Two cones with apexes together in vertical line.
4. One prolonged and two short blasts.



144

1. F.V. other than trawler using purse seine gear extending 150 m. underway but stopped or at anchor.
2. One short blast a/c to stbd.
3. Two cones with apexes together in vertical line. Also a cone with apex upwards in direction of gear.
4. One prolonged and two short blasts.



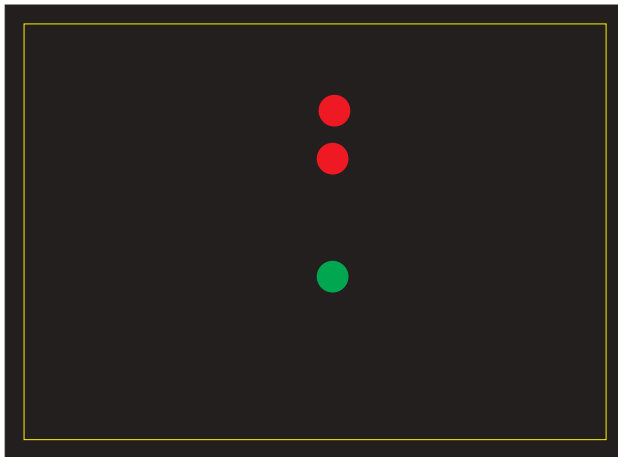
145

1. N.U.C. v/l making seen end on.
2. One short blast a/c to stbd.
3. Two balls in vertical line.
4. One prolonged and two short blasts.



146

1. N.U.C. v/l making way seen from stbd side.
2. Two short blasts a/c to port.
3. Two balls in vertical line.
4. One prolonged and two short blasts.




147

1. N.U.C. v/l making way seen from stbd side.
2. Two short blasts a/c to port.
3. Two balls in vertical line.
4. One prolonged and two short blasts.




148

1. N.U.C. v/l making way seen from port side.
2. One short blast a/c to stbd.
3. Two balls in vertical line.
4. One prolonged and two short blasts.



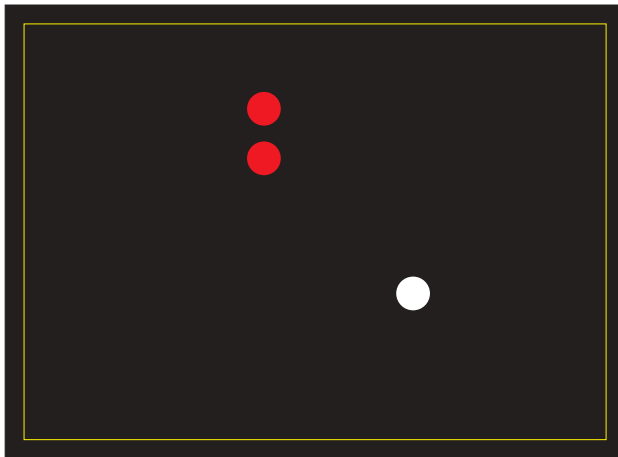
149

1. N.U.C. v/l making way seen from port side.
2. One short blast a/c to stbd.
3. Two balls in vertical line.
4. One prolonged and two short blasts.



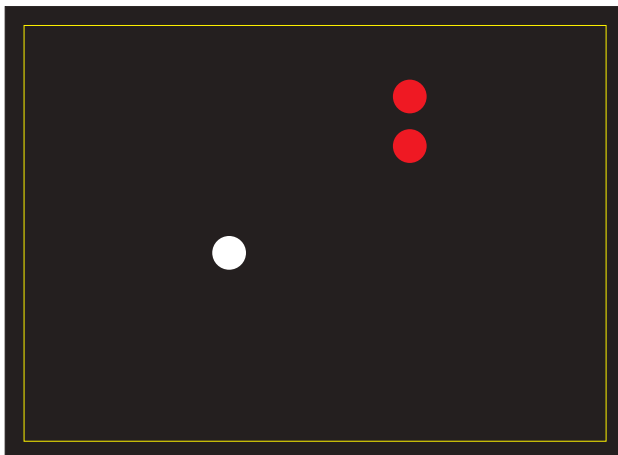
150

1. a) Aground v/l less than 50 m.
b) N.U.C. v/l making way seen from astern.
2. a) One short blast a/c to stbd.
b) One short blast a/c to stbd, reverse course inform master.
3. a) Two balls in vertical line.
b) Three balls in vertical line.
4. a) One prolonged and two short blasts.
b) Three stokes on bell before and after rapid ringing of bell for 5 secs. Also may sound two short and one prolonged blasts.



151

1. a) Aground v/l less than 50 m.
b) N.U.C. v/l making way seen from astern.
2. a) One short blast a/c to stbd.
b) One short blast a/c to stbd, reverse course inform master.
3. a) Two balls in vertical line.
b) Three balls in vertical line.
4. a) One prolonged and two short blasts.
b) Three stokes on bell before and after rapid ringing of bell for 5 secs. Also may sound short and one prolonged blasts.



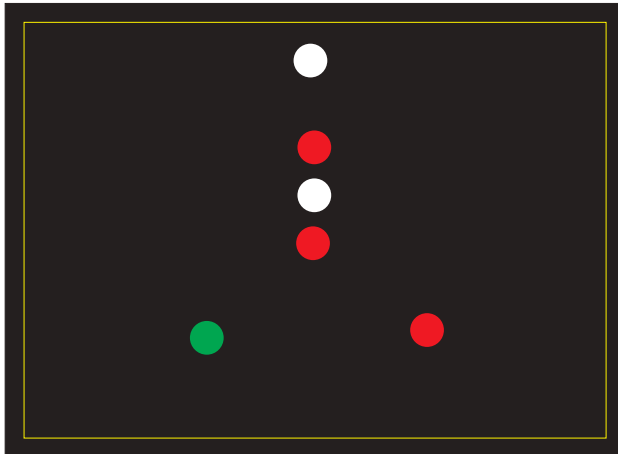
152

1. a) Aground v/l less than 50 m.
b) N.U.C. v/l making way seen from astern.
2. a) Two short blast a/c to port.
b) One short blast a/c to stbd, reverse course and inform master.
3. a) Two balls in vertical line.
b) Three balls in vertical line.
4. a) One prolonged and two short blasts.
b) Three stokes on bell before and after rapid ringing of bell for 5 secs. Also may sound two short and one prolonged blasts.




153

1. N.U.C. v/l underway but stopped.
2. One short blast a/c stbd.
3. Two balls in vertical line.
4. One prolonged and two short blasts.




154

1. v/l R.A.M. or dredger / uwo without obstruction less than 50 m. making way seen end on.
2. One short blast a/c to stbd.
3. Ball, diamond and ball in vertical line.
4. One prolonged and two short blasts.




155

1. v/l R.A.M. or dredger / uwo without obstruction less than 50 m. making way seen from stbd side.
2. Two short blasts a/c to port.
3. Ball, diamond and ball in vertical line.
4. One prolonged and two short blasts.




156

1. v/l R.A.M. or dredger / uwo without obstruction less than 50 m. making way seen from stbd side.
2. Two short blasts a/c to port.
3. Ball, diamond and ball in vertical line.
4. One prolonged and two short blasts.



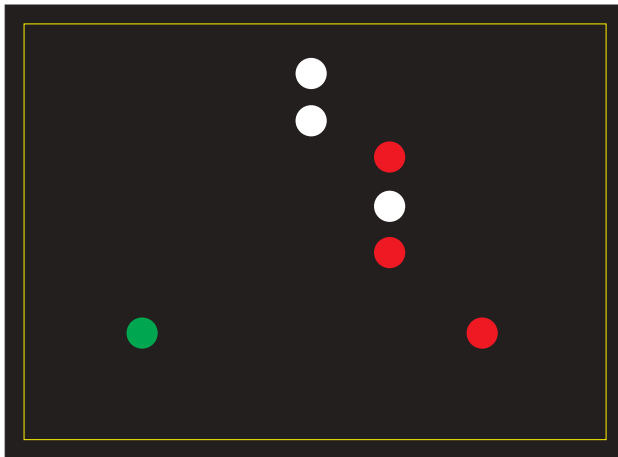
157

1. v/l R.A.M. or dredger / uwo without obstruction less than 50 m. making way seen from port side.
2. One short blast a/c in stbd.
3. Ball, diamond and ball in vertical line.
4. One prolonged and two short blasts.



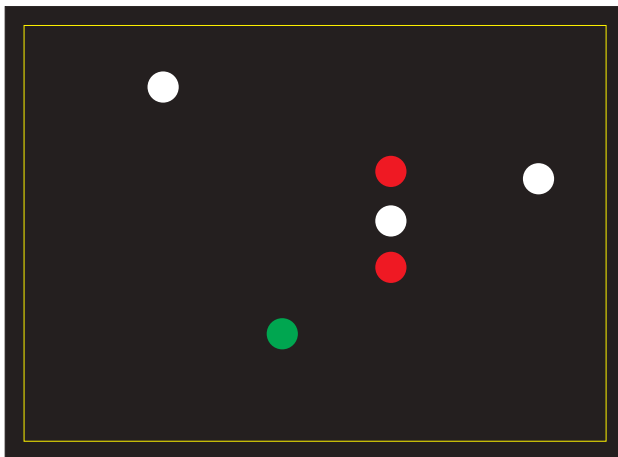
158

1. v/l R.A.M. or dredger / uwo without obstruction less than 50 m. making way seen from port side.
2. One short blast a/c to stbd.
3. Ball, diamond and ball in vertical line.
4. One prolonged and two short blasts.




159

1. a) v/l R.A.M. or dredger / uwo without obstruction probably 50 m. or more making way seen end on.
b) P.D. v/l towing less than 50 m. underway, tow 200 m. or less R.A.M. seen end on.
2. One short blast a/c to stbd.
3. Ball, diamond and ball in vertical line.
4. One prolonged and two short blasts.




160

1. a) v/l R.A.M. or dredger / uwo without obstruction probably 50 m. or more making way seen from stbd side.
2. Two short blasts a/c to port.
3. Ball, diamond and ball in vertical line.
4. One prolonged and two short blasts.




161

1. v/l R.A.M. or dredger / uwo without obstruction probably 50 m. or more making way seen from port side.
2. One short blast a/c to stbd.
3. Ball, diamond and ball in vertical line.
4. One prolonged and two short blasts.



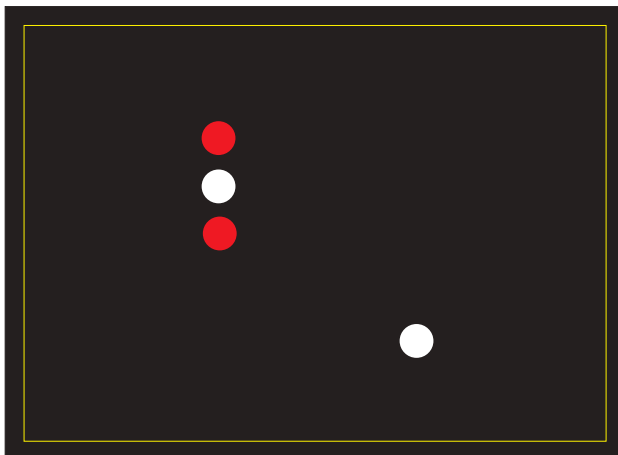
162

1. v/l R.A.M. or dredger / uwo without obstruction less than 50 m. at anchor, or making way seen from astern.
2. One short blast a/c to stbd.
3. Ball, diamond and ball in vertical line and if at anchor also a ball in fore part.
4. One prolonged and two short blasts.



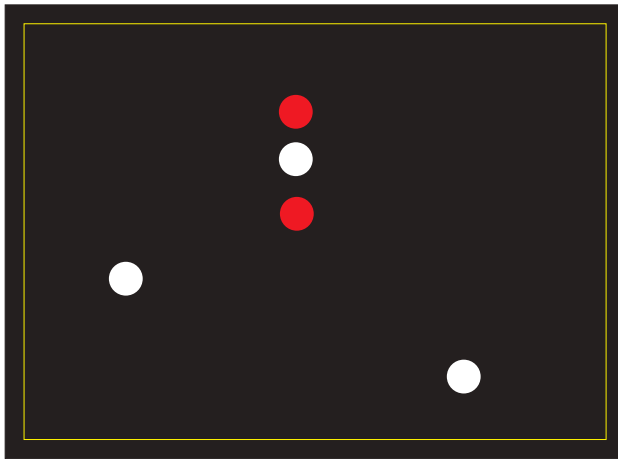
163

1. v/l R.A.M. or dredger / uwo without obstruction less than 50 m. at anchor, or making way seen from astern.
2. Two short blasts a/c to port.
3. Ball, diamond and ball in vertical line and if at anchor also a ball in fore part.
4. One prolonged and two short blasts.



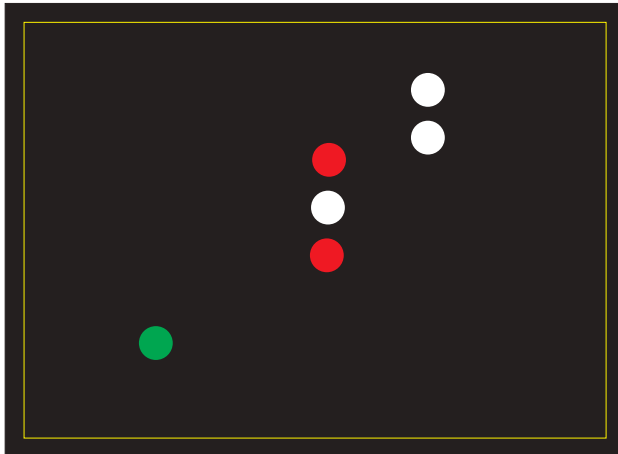
164

1. v/l R.A.M. or dredger / uwo without obstruction less than 50 m. at anchor, or making way seen from astern.
2. One short blast a/c to stbd.
3. Ball, diamond and ball in vertical line and if at anchor also a ball in fore part.
4. One prolonged and two short blasts.



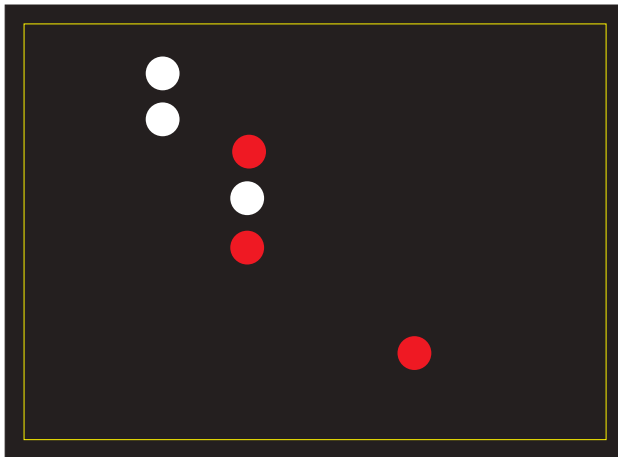
165

1. v/l R.A.M. or dredger / uwo without obstruction probably 50 m. or more but less than 100 m. at anchor, seen from port side.
2. One short blast a/c to stbd.
3. Ball, diamond and ball in vertical line and a ball in fore part.
4. One prolonged and two short blasts.



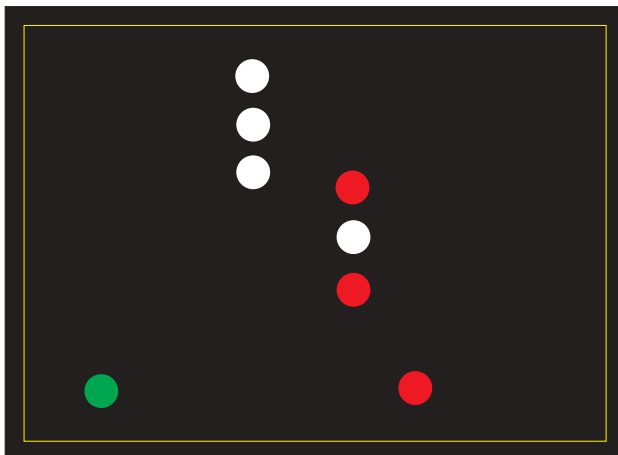
166

1. P.D. v/l towing less than 50 m. underway tow 200 m. or less R.A.M. seen from stbd. side.
2. Two short blasts a/c to port.
3. Ball, diamond and ball in vertical line.
4. One prolonged and two short blasts.



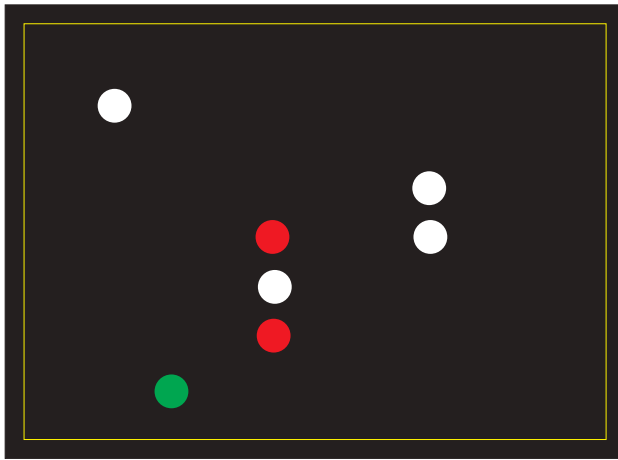
167

1. P.D. v/l towing less than 50 m. underway tow 200 m. or less R.A.M. seen from port side.
2. One short blast a/c to stbd.
3. Ball, diamond and ball in vertical line.
4. One prolonged and two short blasts.



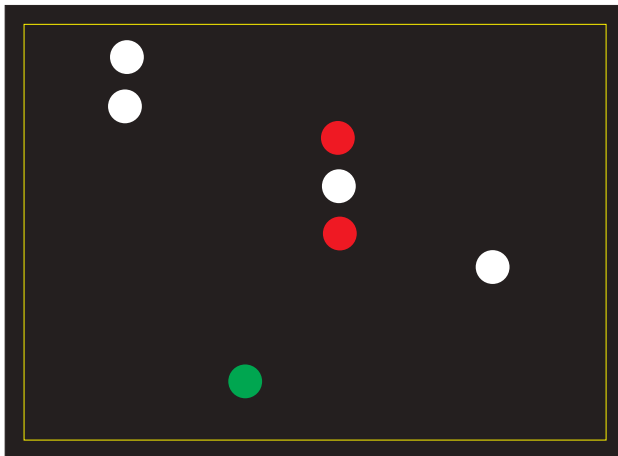
168

1. P.D. v/l towing underway R.A.M. seen on,
 - a) less than 50 m. tow exceeds 200 m.
 - b) probably 50 m or more, tow 200 m or less.
2. One short blast a/c to stbd.
3. Ball, diamond and ball in vertical line and if tow exceeds 200 m. also a diamond.
4. One prolonged and two short blasts.




169

1. P.D. v/l towing probably 50 m. or more underway tow 200 m. or less R.A.M. seen from stbd side.
2. Two short blasts a/c to port.
3. Ball, diamond and ball in vertical line.
4. One prolonged and two short blasts.



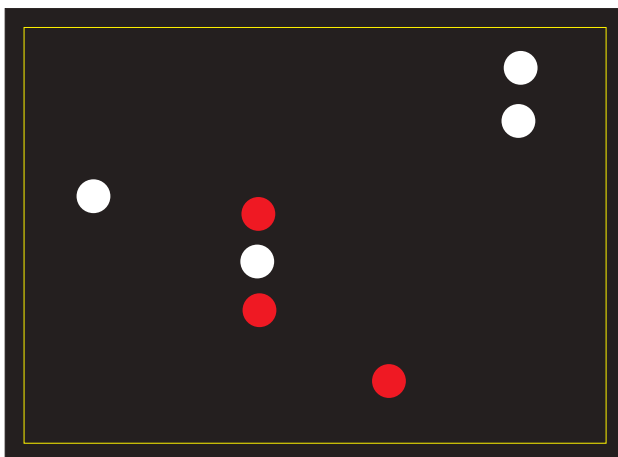
170

1. P.D. v/l towing probably 50 m. or more underway tow 200 m. or less R.A.M. seen from stbd side.
2. Two short blasts a/c to port.
3. Ball, diamond and ball in vertical line.
4. One prolonged and two short blasts.



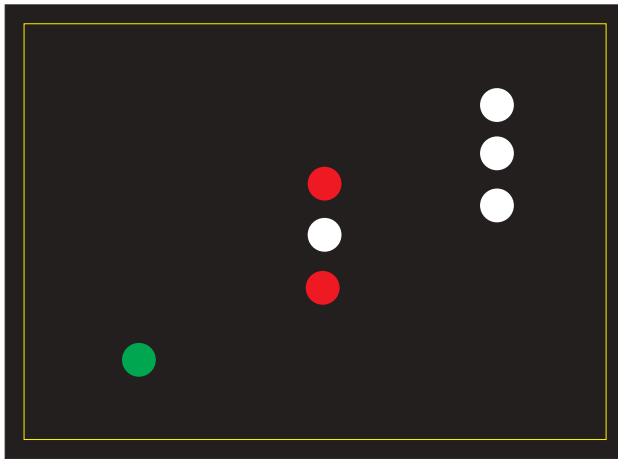
171

1. P.D. v/l towing probably 50 m. or more underway tow 200 m. or less R.A.M. seen from port side.
2. One short blast a/c to stbd.
3. Ball, diamond and ball in vertical line.
4. One prolonged and two short blasts.




172

1. P.D. v/l towing probably 50 m. or more underway tow 200 m. or less R.A.M. seen from port side.
2. One short blast a/c to stbd.
3. Ball, diamond and ball in vertical line.
4. One prolonged and two short blasts.



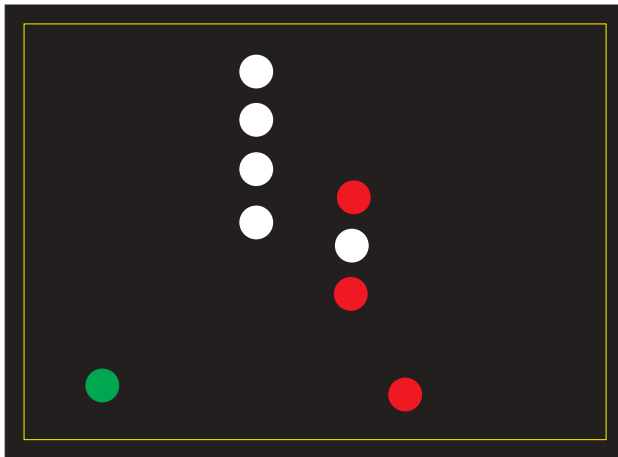
173

1. P.D. v/l towing less than 50 m. underway tow exceeds 200 m. or less R.A.M. seen from stbd side.
2. Two short blasts a/c to port.
3. Ball, diamond and ball in vertical line and also a diamond.
4. One prolonged and two short blasts.



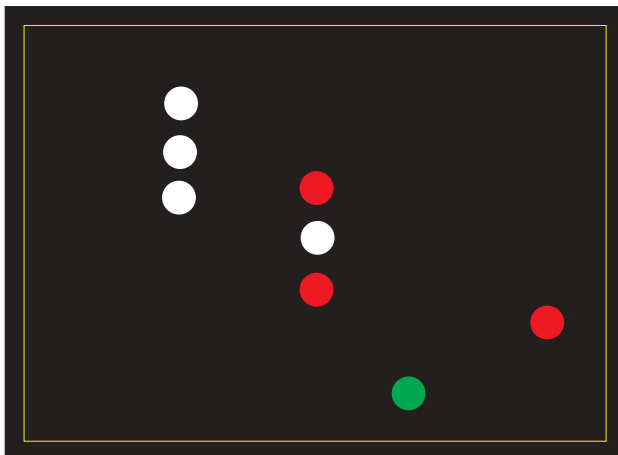
174

1. P.D. v/l towing less than 50 m. underway tow exceeds 200 m. or less R.A.M. seen from port side.
2. One short blast a/c to stbd.
3. Ball, diamond and ball in vertical line and also a diamond.
4. One prolonged and two short blasts.



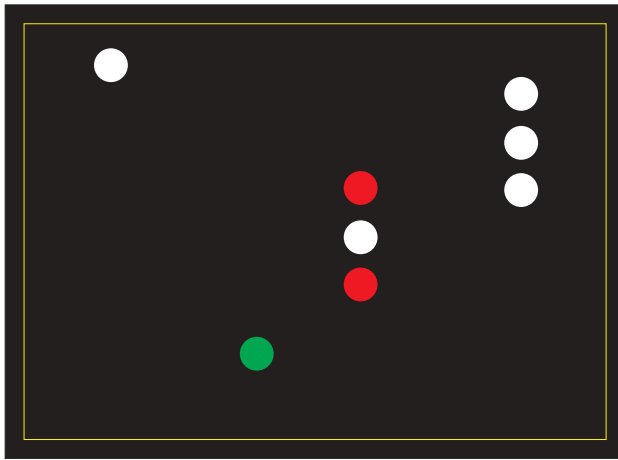
175

1. P.D. v/l towing probably 50 m. or more underway tow exceeds 200 m. R.A.M. seen end on.
2. One short blast a/c to stbd.
3. Ball, diamond and ball in vertical line and also a diamond.
4. One prolonged and two short blasts.




176

1. P.D. v/l towing probably 50 m. or more underway tow exceeds 200 m. R.A.M. seen from stbd side.
2. Two short blasts a/c to port.
3. Ball, diamond and ball in vertical line and also a diamond.
4. One prolonged and two short blasts.




177

1. P.D. v/l towing probably 50 m. or more underway tow exceeds 200 m, R.A.M. seen from stbd side.
2. Two short blasts a/c to port.
3. Ball, diamond and ball in vertical line and also a diamond.
4. One prolonged and two short blasts.



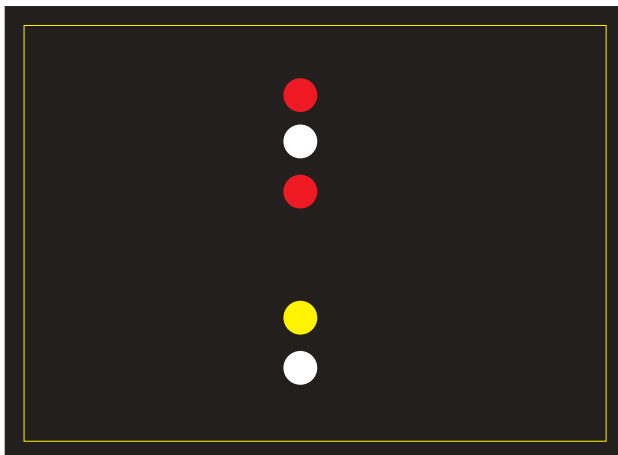
178

1. P.D. v/l towing less than 50 m. or more underway tow exceeds 200 m. R.A.M. seen from port side.
2. One short blast a/c to stbd.
3. Ball, diamond and ball in vertical line and also a diamond.
4. One prolonged and two short blasts.



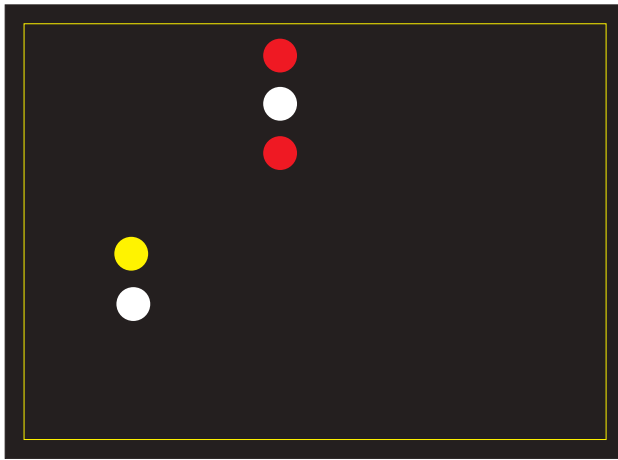
179

1. P.D. v/l towing probably 50 m. or more underway tow exceeds 200 m. R.A.M. seen from port side.
2. One short blast a/c to stbd.
3. Ball, diamond and ball in vertical line and also a diamond.
4. One prolonged and two short blasts.



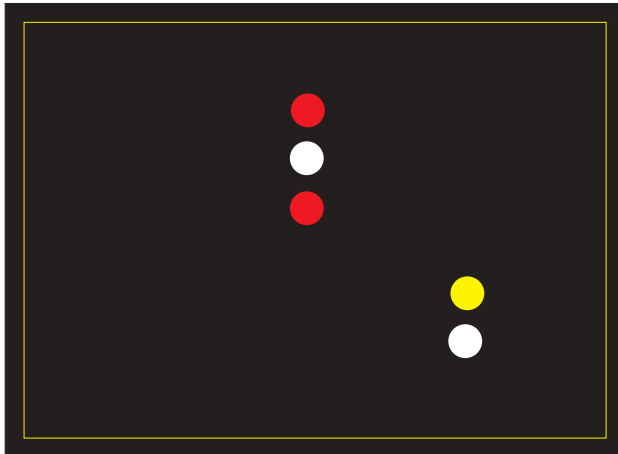
180

1. P.D. v/l towing underway R.A.M. seen from astern.
2. One short blast a/c to stbd.
3. Ball, diamond and ball in vertical line and it tow exceeds 200 m. also a diamond.
4. One prolonged and two short blasts.



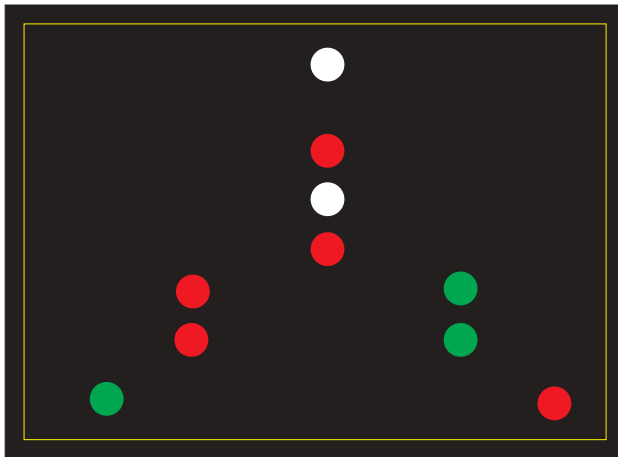
181

1. P.D. v/l towing underway R.A.M. seen from astern.
2. Two short blasts a/c to port.
3. Ball, diamond and ball in vertical line and if tow exceeds 200 m. also a diamond.
4. One prolonged and two short blasts.



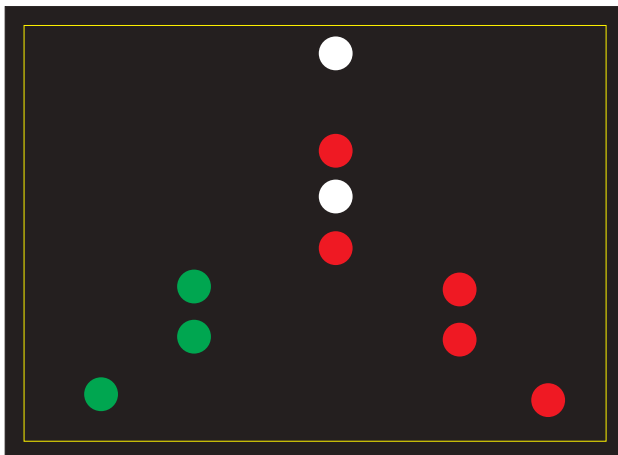
182

1. P.D. v/l towing underway R.A.M. seen from astern.
2. One short blast a/c to stbd.
3. Ball, diamond and ball in vertical line and if tow exceeds 200 m. also a diamond.
4. One prolonged and two short blasts.



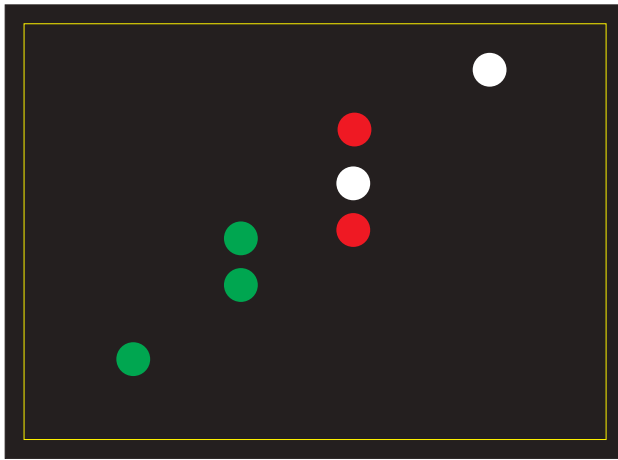
191

1. Dredger / uwo less than 50 m. R.A.M. with obstruction on stbd side making way seen end on.
2. One short blast a/c to stbd.
3. Ball, diamond and ball in vertical line. Also two diamonds in vertical line on safe side and two balls in vertical line on obstruction side.
4. One prolonged and two short blasts.



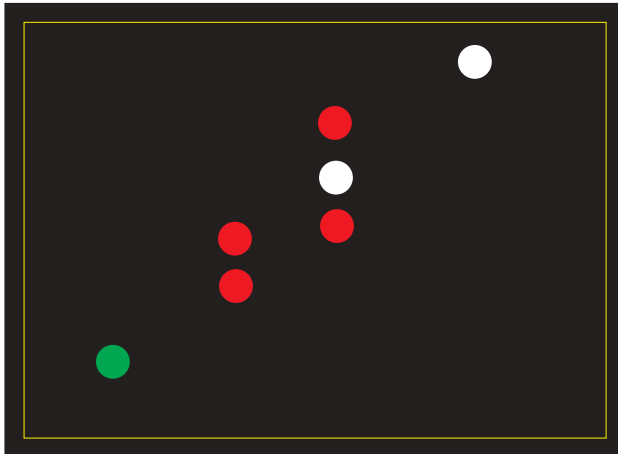
192

1. Dredger / uwo less than 50 m. R.A.M. with obstruction on port side making way seen end on.
2. Two short blasts a/c to port.
3. Ball, diamond and ball in vertical line. Also two diamonds in vertical line on safe side and two balls in vertical line on obstruction side.
4. One prolonged and two short blasts.



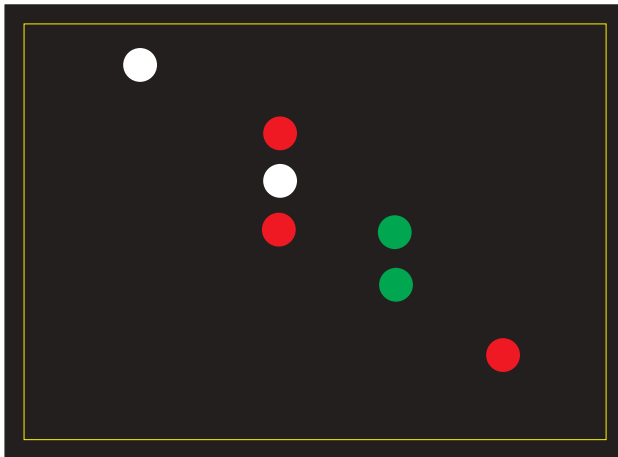
193

1. Dredger / uwo less than 50 m. R.A.M. with obstruction on port side making way seen from stbd side.
2. Two short blasts a/c to port.
3. Ball, diamond and ball in vertical line. Also two diamonds in vertical line on safe side and two balls in vertical line on obstruction side.
4. One prolonged and two short blasts.




194

1. Dredger / uwo less than 50 m. R.A.M. with obstruction on stbd side making way seen from stbd side.
2. Two short blasts a/c to port.
3. Ball, diamond and ball in vertical line. Also two diamonds in vertical line on safe side and two balls in vertical line on obstruction side.
4. One prolonged and two short blasts.



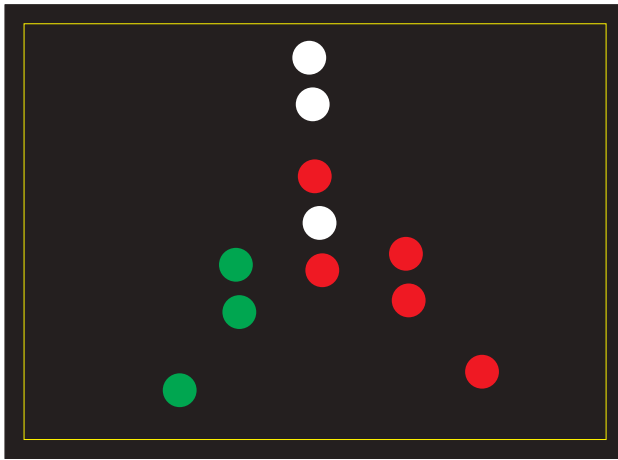
195

1. Dredger / uwo less than 50 m. R.A.M. with obstruction on stbd side making way seen from port side.
2. One short blast a/c to stbd.
3. Ball, diamond and ball in vertical line. Also two diamonds in vertical line on safe side and two balls in vertical line on obstruction side.
4. One prolonged and two short blasts.



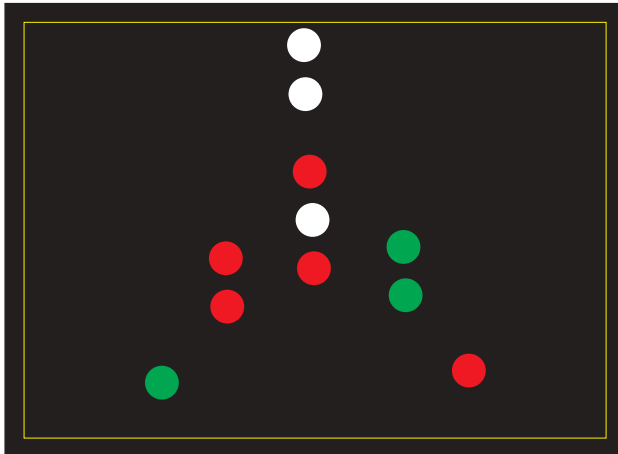
196

1. Dredger / uwo less than 50 m. R.A.M. with obstruction on port side making way seen from port side.
2. One short blast a/c to stbd.
3. Ball, diamond and ball in vertical line. Also two diamonds in vertical line on safe side and two balls in vertical line on obstruction side.
4. One prolonged and two short blasts.



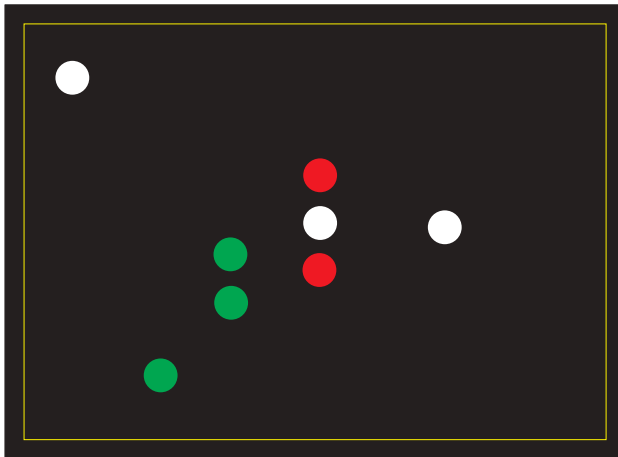
197

1. Dredger / uwo probably 50 m. or more R.A.M. with obstruction on port side making way seen end on.
2. Two short blasts a/c to port.
3. Ball, diamond and ball in vertical line. Also two diamonds in vertical line on safe side and two balls in vertical line on obstruction side.
4. One prolonged and two short blasts.



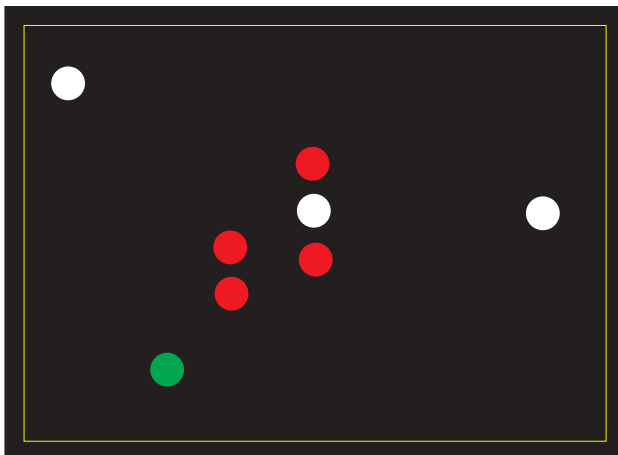
198

1. Dredger / uwo probably 50 m. or more R.A.M. with obstruction on stbd side making way seen end on.
2. One short blast a/c to stbd.
3. Ball, diamond and ball in vertical line. Also two diamonds in vertical line on safe side and two balls in vertical line on obstruction side.
4. One prolonged and two short blasts.



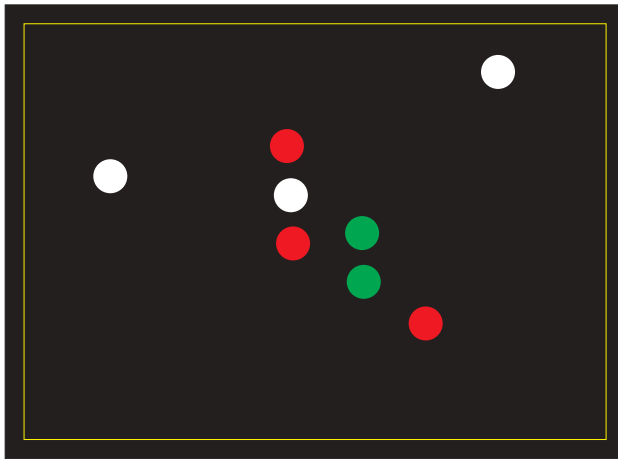
199

1. Dredger / uwo probably 50 m. or more R.A.M. with obstruction on port side making way seen from stbd side.
2. Two short blasts a/c to port.
3. Ball, diamond and ball in vertical line. Also two diamonds in vertical line on safe side and two balls in vertical line on obstruction side.
4. One prolonged and two short blasts.



200

1. Dredger / uwo probably 50 m. or more R.A.M. with obstruction on port side making way seen end on.
2. Two short blasts a/c to port.
3. Ball, diamond and ball in vertical line. Also two diamonds in vertical line on safe side and two balls in vertical line on obstruction side.
4. One prolonged and two short blasts.



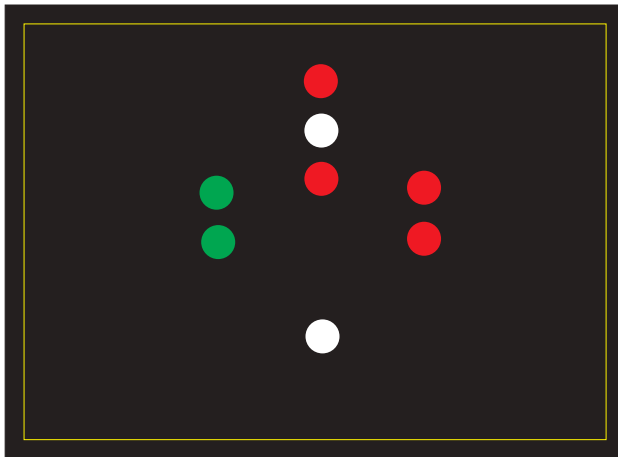
201

1. Dredger probably 50 m. more R.A.M. with obstruction on stbd side making way seen from port side.
2. One short blast a/c to stbd.
3. Ball, diamond and ball in vertical line. Also two diamonds in vertical line on safe side and two balls in vertical line on obstruction side.
4. One prolonged and two short blasts.



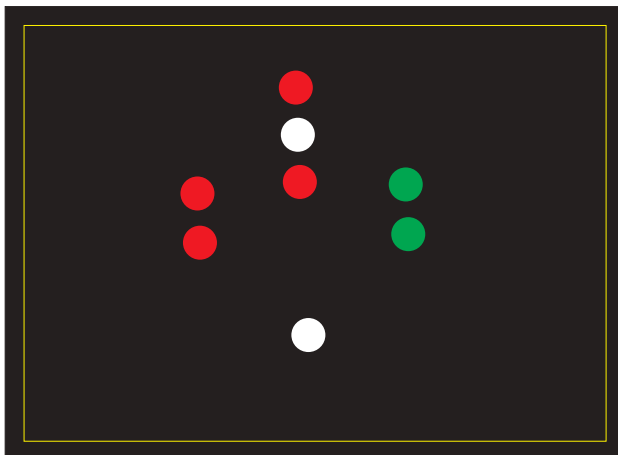
202

1. Dredger / uwo probably 50 m. more R.A.M. with obstruction on port side making way seen from port side.
2. One short blast a/c to stbd.
3. Ball, diamond and ball in vertical line. Also two diamonds in vertical line on safe side and two balls in vertical line on obstruction side.
4. One prolonged and two short blasts.



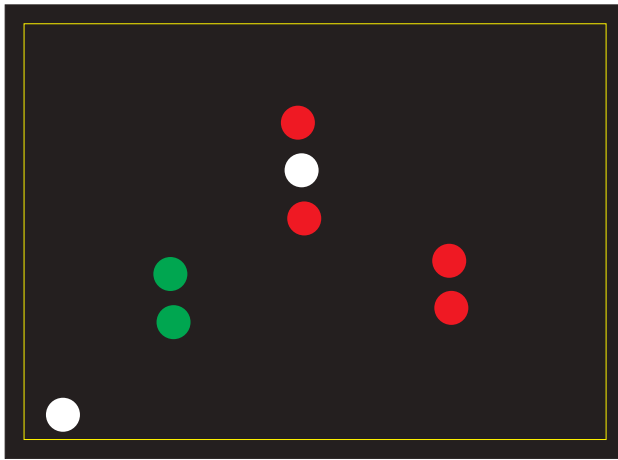
203

1. Dredger R.A.M. with obstruction on stbd side making way seen from astern.
2. Two short blasts a/c to port.
3. Ball, diamond and ball in vertical line. Also two diamonds in vertical line on safe side and two balls in vertical line on obstruction side.
4. One prolonged and two short blasts.



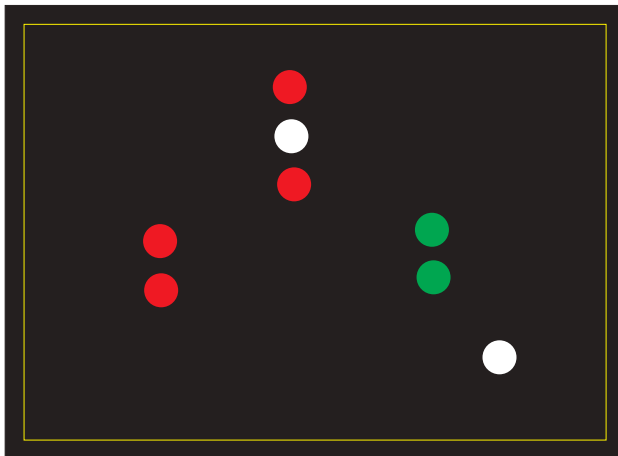
204

1. Dredger R.A.M. with obstruction on port side making way seen from astern.
2. One short blast a/c to stbd.
3. Ball, diamond and ball in vertical line. Also two diamonds in vertical line on safe side and two balls in vertical line on obstruction side.
4. One prolonged and two short blasts.



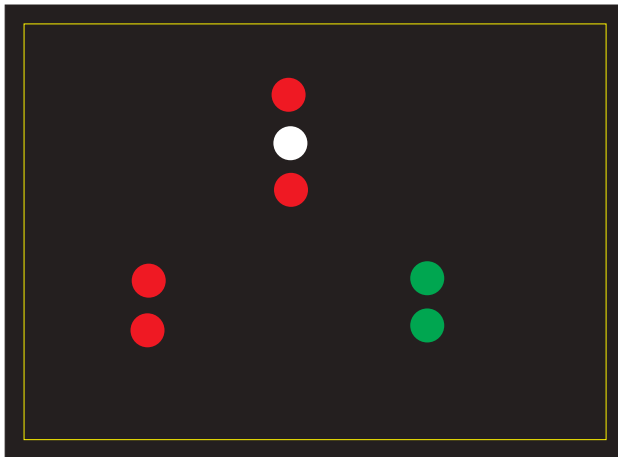
205

1. Dredger / uwo R.A.M. with obstruction on stbd side making way seen from astern.
2. Two short blasts a/c to port.
3. Ball, diamond and ball in vertical line. Also two diamonds in vertical line on safe side and two balls in vertical line on obstruction side.
4. One prolonged and two short blasts.




206

1. Dredger / uwo R.A.M. with obstruction on port side making way seen from astern.
2. One short blast a/c to stbd.
3. Ball, diamond and ball in vertical line. Also two diamonds in vertical line on safe side and two balls in vertical line on obstruction side.
4. One prolonged and two short blasts.



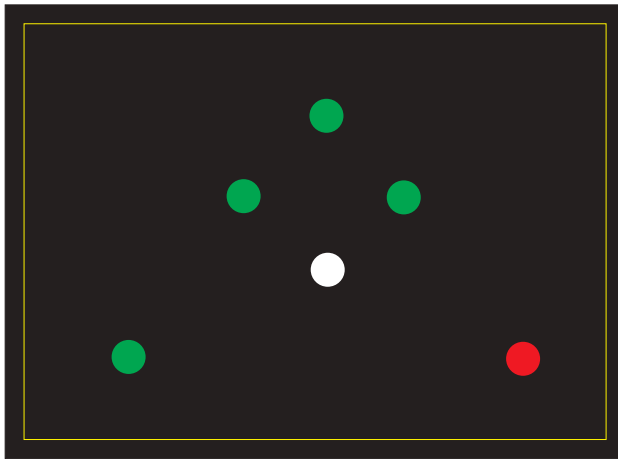
207

1. Dredger / uwo R.A.M. with obstruction underway but stopped or at anchor.
2. One short blast a/c to stbd.
3. Ball, diamond and ball in vertical line. Also two diamonds in vertical line on safe side and two balls in vertical line on obstruction side.
4. One prolonged and two short blasts.



208

1. a) v/l R.A.M. or dredger / uwo without obstruction underway but stopped.
b) Small v/l engaged in diving operations.
2. One short blast a/c to stbd.
3. a) Ball, diamond and ball in vertical line.
b) Rigid flag A.
4. One prolonged and two short blasts.



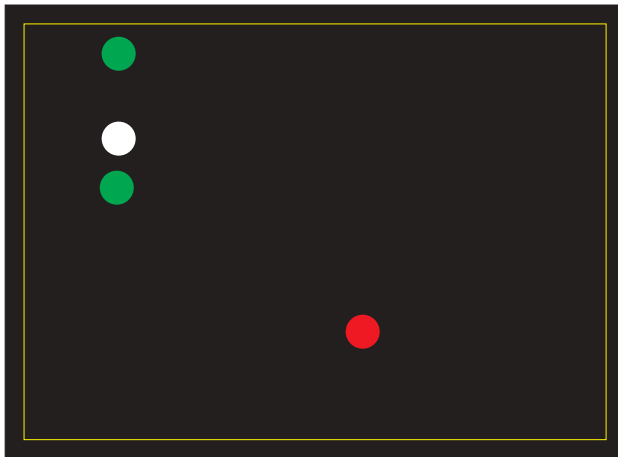
209

1. Mine clearance v/l less than 50 m. underway seen end on.
2. One short blast a/c to stbd and pass more than 1000 m.
3. Three balls - one at foremast head and one at each end of fore yard.
4. One prolonged and two short blasts.



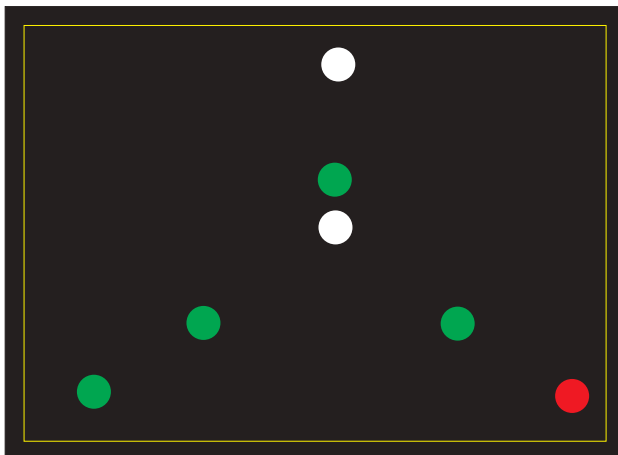
210

1. Mine clearance v/l less than 50 m. underway seen form stbd side.
2. Two short blasts a/c to port and pass more than 1000 m.
3. Three balls - one at foremast head and one at each end of fore yard.
4. One prolonged and two short blasts.




211

1. Mine clearance v/l less than 50 m. underway seen form port side.
2. One short blast a/c to stbd. and pass more than 1000 m.
3. Three balls - one at foremast head and one at each end of fore yard.
4. One prolonged and two short blasts.



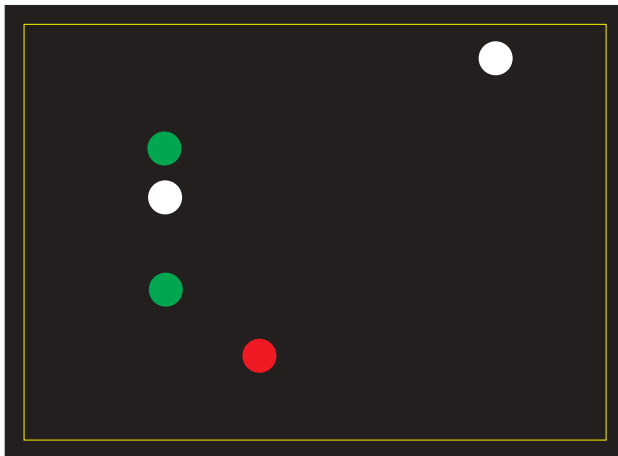
212

1. Mine clearance v/l probably 50 m. or more underway seen end on.
2. One short blast a/c to stbd and pass more than 1000 m.
3. Three balls - one at foremast head and one at each end of fore yard.
4. One prolonged and two short blasts.



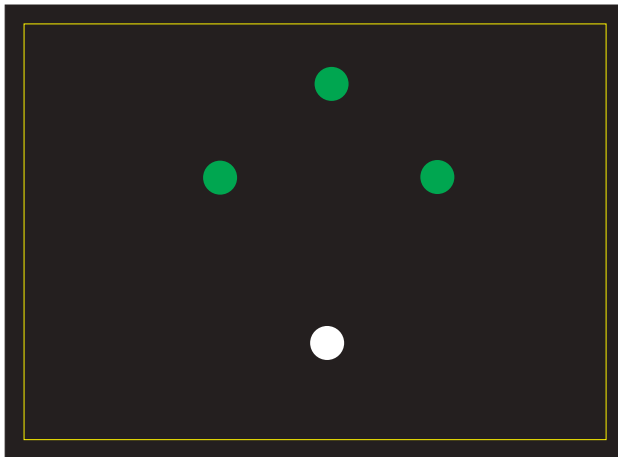
213

1. Mine clearance v/l probably 50 m. or more underway seen from stbd side.
2. Two short blasts a/c to stbd and pass more than 1000 m.
3. Three balls - one at foremast head and one at each end of fore yard.
4. One prolonged and two short blasts.



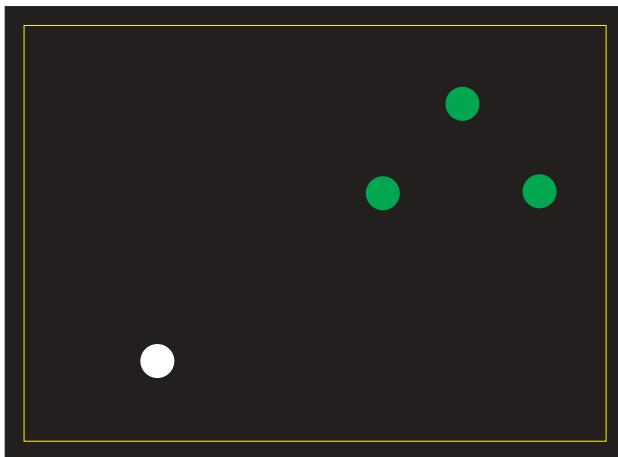
214

1. Mine clearance v/l probably 50 m. or more underway seen from port side.
2. One short blast a/c to stbd and pass more than 1000 m.
3. Three balls - one at foremast head and one at each end of fore yard.
4. One prolonged and two short blasts.




215

1. Mine clearance v/l underway seen from astern or less than 50 m. at anchor.
2. One short blast a/c to stbd and pass more than 1000 m.
3. Three balls - one at foremast head and one at each end of fore yard. Also it at anchor, a ball in fore part.
4. One prolonged and two short blasts.



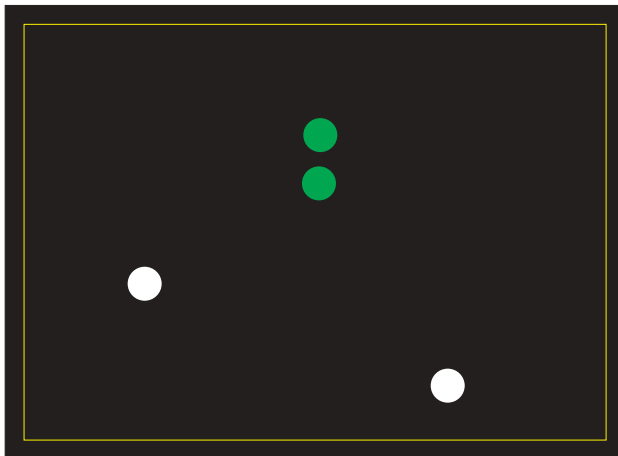
216

1. Mine clearance v/l underway seen from astern or less than 50 m. at anchor.
2. Two short blasts a/c to port and pass more than 1000 m.
3. Three balls - one at foremast head and one at each end of fore yard. Also it at anchor, a ball in fore part.
4. One prolonged and two short blasts.



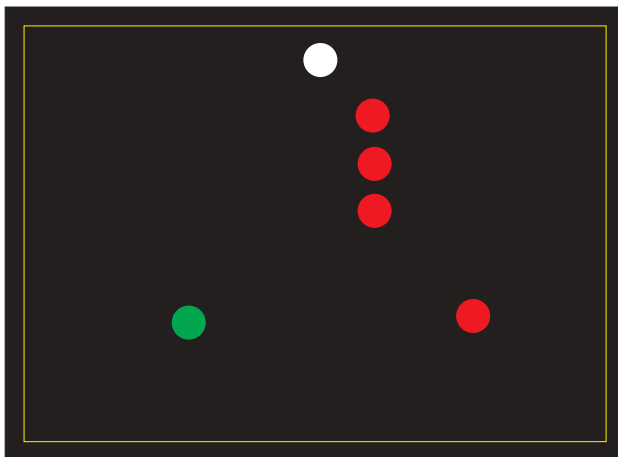
217

1. Mine clearance v/l underway seen from astern or less than 50 m. at anchor.
2. One short blast a/c to stbd and pass more than 1000 m.
3. Three balls - one at foremast head and one at each end of fore yard. Also it at anchor, a ball in fore part.
4. One prolonged and two short blasts.




218

1. Mine clearance v/l probably 50 m. or more but less than 100 m. at anchor, seen from port side.
2. One short blast a/c to stbd and pass more than 1000 m.
3. Three balls - one at foremast head and one at each end of fore yard. Also a ball in fore part.
4. One prolonged and two short blasts.



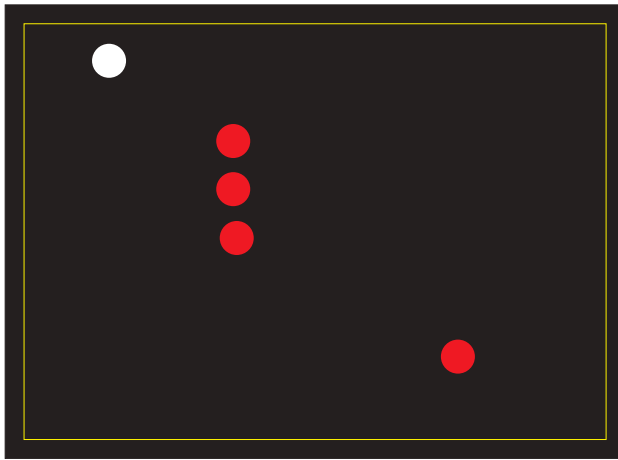
219

1. v/l C.B.D. less than 50 m. underway seen end on.
2. One short blast a/c to stbd.
3. A Cylinder.
4. One prolonged and two short blasts.



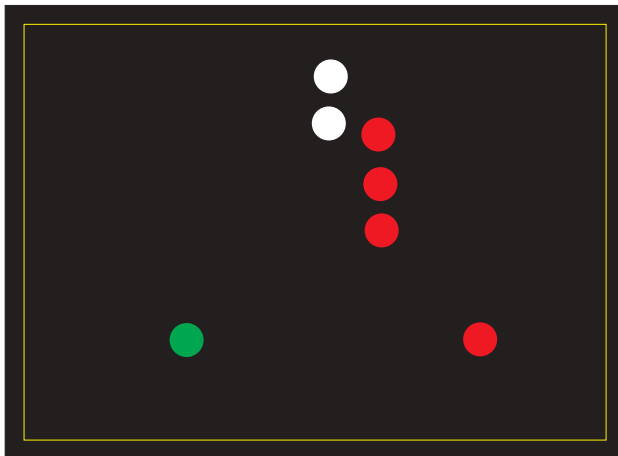
220

1. v/l C.B.D. less than 50 m. underway seen from stbd side.
2. One short blast a/c to stbd and go round her stern.
3. A Cylinder.
4. One prolonged and two short blasts.



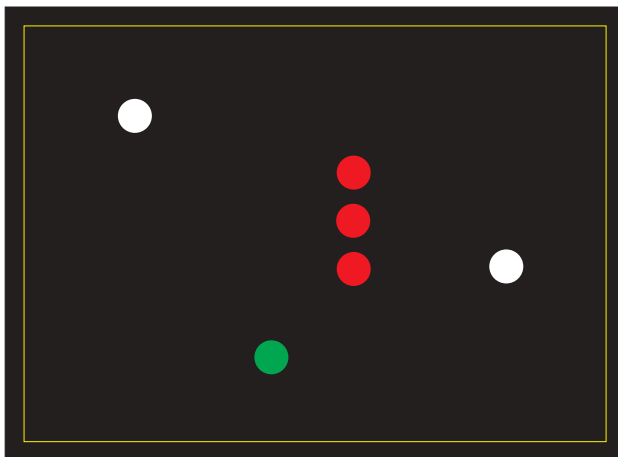
221

1. v/l C.B.D. less than 50 m. underway seen from port side.
2. One short blast a/c to stbd.
3. A Cylinder.
4. One prolonged and two short blasts.




222

1. v/l C.B.D. probably 50 m. or more underway seen end on.
2. One short blast a/c to stbd.
3. A Cylinder.
4. One prolonged and two short blasts.



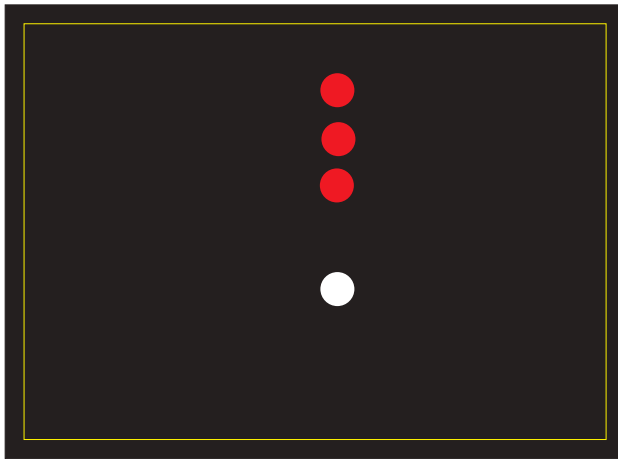
223

1. v/l C.B.D. probably 50 m. or more underway seen from stbd side.
2. One short blast a/c to stbd and go round her stern.
3. A Cylinder.
4. One prolonged and two short blasts.




224

1. v/l C.B.D. probably 50 m. underway seen port side.
2. One short blast a/c to stbd.
3. A Cylinder.
4. One prolonged and two short blasts.




225

1. v/l C.B.D. underway seen from astern.
2. One short blast a/c to stbd.
3. A Cylinder.
4. One prolonged and two short blasts.



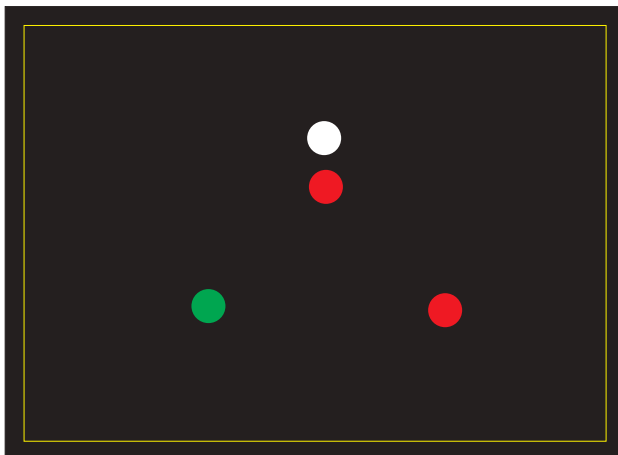
226

1. v/l C.B.D. underway seen from astern.
2. Two short blasts a/c to port.
3. A Cylinder.
4. One prolonged and two short blasts.



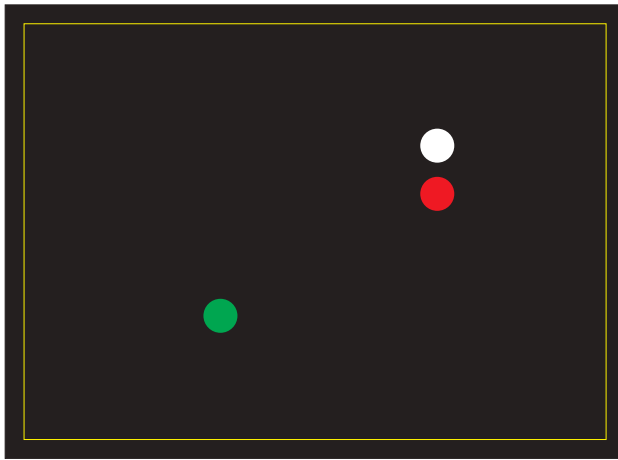
227

1. v/l C.B.D. underway seen from astern.
2. One short blast a/c to stbd.
3. A Cylinder.
4. One prolonged and two short blasts.




228

1. Pilot vessel underway seen end on.
 2. One short blast a/c to stbd.
 3. Flag H. (As per Int. Code of Signals).
 4. Making way - One prolonged blasts.
- Stopped - Two prolonged blasts with 2 secs. Interval in between.
- Additional - Four short blasts may be sounded.




229

1. Pilot vessel underway seen from stbd side
 2. Maintain course and speed.
 3. Flag H. (As per Int. Code of Signals).
 4. Making way - One prolonged blast.
- Stopped - Two prolonged blasts with 2 secs. Interval in between.
- Additional - Four short blasts may be sounded.



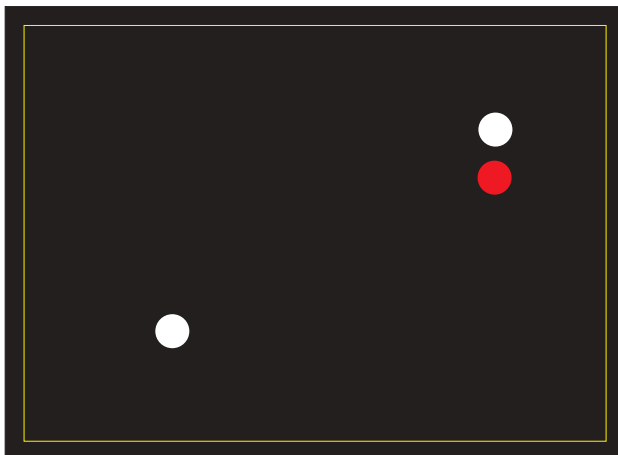
230

1. Pilot vessel underway seen from port side
 2. One short blast a/c to stbd.
 3. Flag H. (As per Int. Code of Signals).
 4. Making way - One prolonged blast.
- Stopped - Two prolonged blasts with 2 secs. Interval in between.
- Additional - Four short blasts may be sounded.



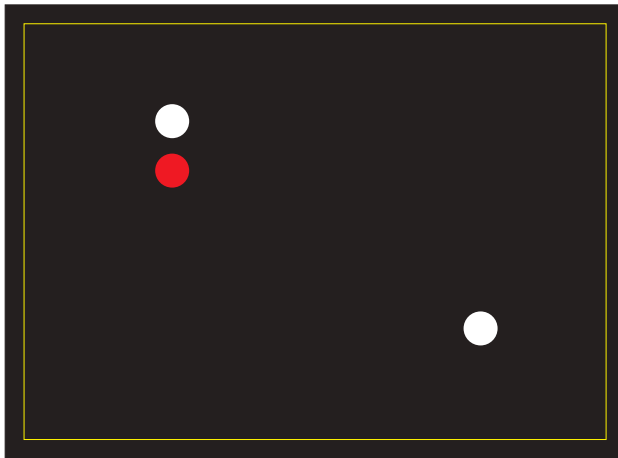
231

1. Pilot vessel underway seen from astern or less than 50 m. at anchor.
 2. One short blast a/c to stbd.
 3. Flag H. (As per Int. Code of Signals). Also if at anchor, a ball in fore part.
 4. Making way - One prolonged blast.
Stopped - Two prolonged blasts with 2 secs. Interval in between.
- Anchored - Rapid ringing of bell for 5 secs.
Additional - Four short blasts may be sounded.



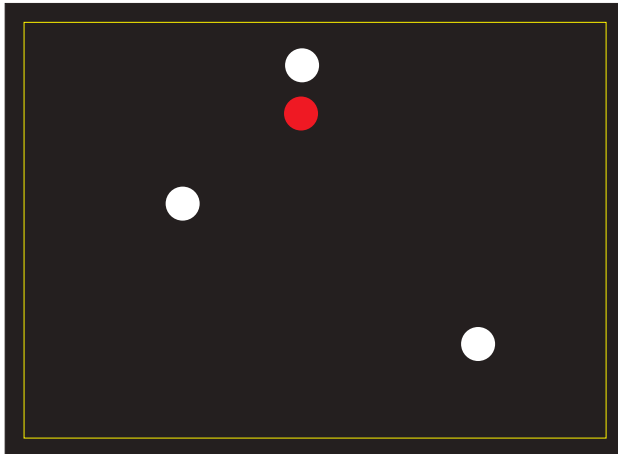
232

1. Pilot vessel underway seen from astern or less than 50 m. at anchor.
 2. Two short blasts a/c to port.
 3. Flag H. (As per Int. Code of Signals). Also, if at anchor, a ball in fore part.
 4. Making way - One prolonged blast.
Stopped - Two prolonged blasts with 2 secs. Interval in between.
- Anchored - Rapid ringing of bell for 5 secs.
Additional - Four short blasts may be sounded.



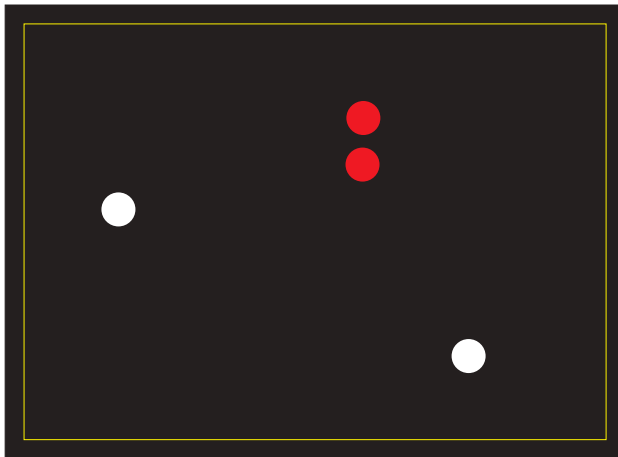
233

1. Pilot vessel underway seen from astern or less than 50 m. at anchor.
 2. One short blast a/c to stbd.
 3. Flag H. (As per Int. Code of Signals). Also if at anchor, a ball in fore part.
 4. Making way - One prolonged blast.
Stopped - Two prolonged blasts with 2 secs. Interval in between.
- Anchored - Rapid ringing of bell for 5 secs.
Additional - Four short blasts may be sounded.



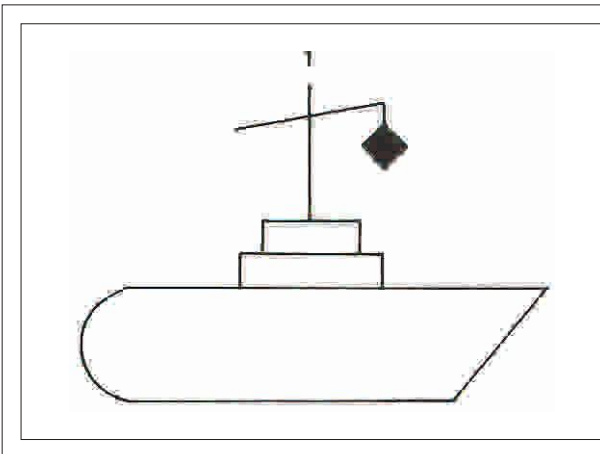
234

1. Pilot v/l probably 50 m. or more but less than 100 m. at anchor, seen from port side.
 2. One short blast a/c to stbd.
 3. A ball in fore part flag H. (As per Int. Code of Signals).
 4. Rapid ringing of bell for 5 secs.
- Additional - Four short blasts may be sounded.



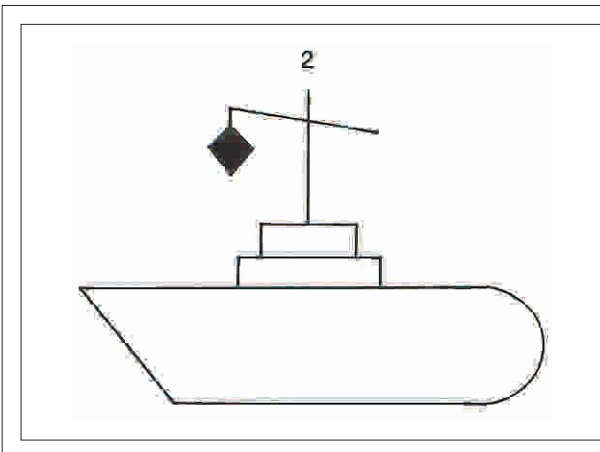
235

1. Aground v/l probably 50 m. or more, seen from port side.
 2. One short blast a/c to stbd, reverse course and inform Master.
 3. Three balls in vertical line.
 4. Less than 100 m. - Three strokes on bell before and after rapid ringing of bell for 5 secs.
100 m. or more - Three strokes on bell before and after rapid ringing of bell for 5 secs. in fore part and rapid ringing of gong for 5 secs. in after par.
- Additional - Two short and one prolonged blasts may be sounded.



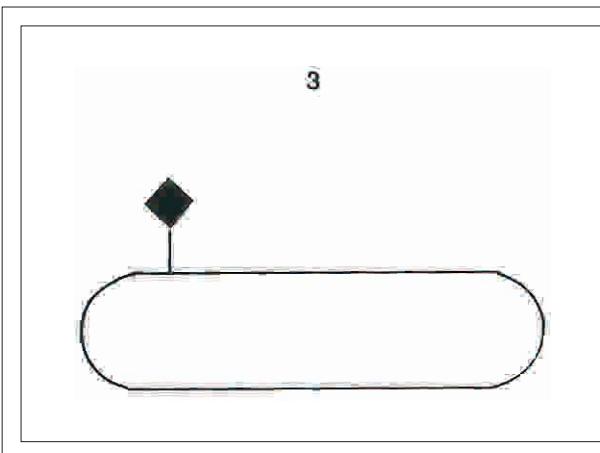
1

1. a) P.D. v/l towing, tow length > 200 m., underway seen from stbd side.
b) v/l object towed, tow length > 200 m., seen from stbd side.
2. Maintain course and speed.
 - a) Two short blasts, a/c to port and pass round stem of last v/i or object towed.
3. a) i) Masthead its ford and aft.
ii) Side its and stern light.
iii) Length < 50 m - aft masthead it not compulsory.
iv) Two addl masthead its in vert line with ford or aft masthead it.
v) Yellow towing it above stern it.
b) Side its an stern it or adequately illuminated.
4. a) One prolonged and two short blasts.
b) Last v/l towed, if manned - one prolonged and three short blasts.



2

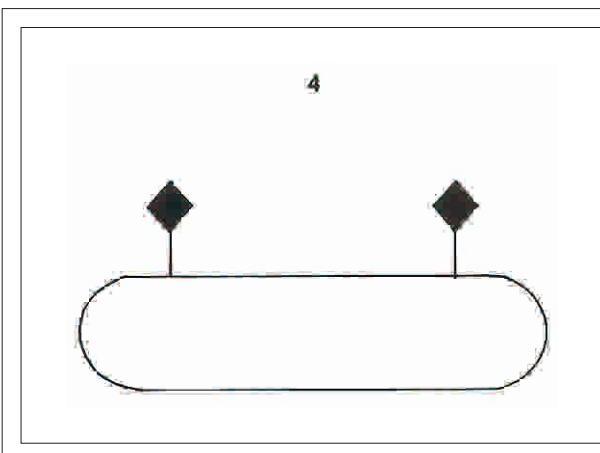
1. a) P.D. v/l towing, tow length > 200 m., underway seen from port side.
b) v/l object towed, tow length > 200 m seen from port side.
2. One short blast, a/c to stbd and pass round stem of last v/l or object towed
3. a) i) Masthead its ford and aft.
ii) Side its and stern light.
iii) Length < 50 m - aft masthead it not compulsory.
iv) Two addl masthead its in vert line with ford or aft masthead it.
v) Yellow towing it above stern it.
b) Side its an stern it or adequately illuminated.
4. a) One prolonged and two short blasts.
b) Last v/l towed, if manned - one prolonged and three short blasts.



3

1. Lost of inconspicuous, partly submerged v/l or object towed, tow length \leq 200 m see from stbd side.
2. Two short blasts, a/c to port.
3. a) Breadth < 25 m - all round white its ford and aft.
b) Breadth \geq 25 m - Addl - all round white its at extremeties of breadth.
c) Length > 100 m - Addl - all round white its in between above its at horz intervals \leq 100 m.
d) Dracones - Ford it not compulsory.
4. Nil

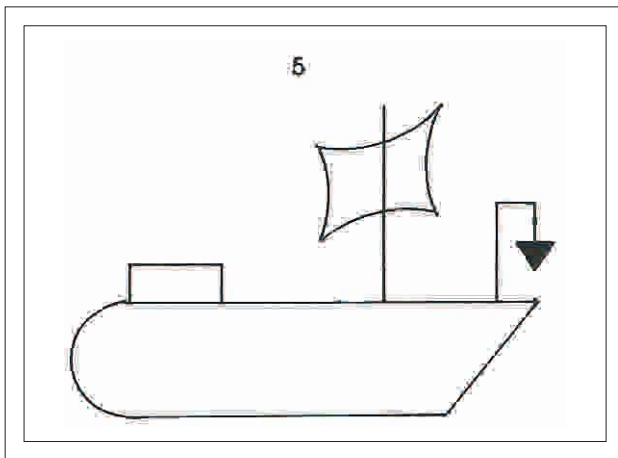
3



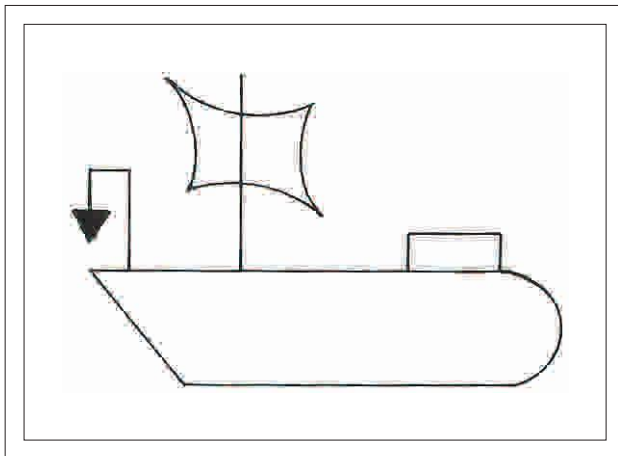
4

1. Lost of inconspicuous, partly submerged v/l or object towed, tow length > 200 m see from stbd side.
2. a/c away from tug giving appropriate singal.
3. a) Breadth < 25 m - all round white its ford and aft.
b) Breadth \geq 25 m - Addl - all round white its at extremeties of breadth.
c) Length > 100 m - Addl - all round white its in between above its at horz intervals \leq 100 m.
d) Dracones - Ford it not compulsory.
4. Nil

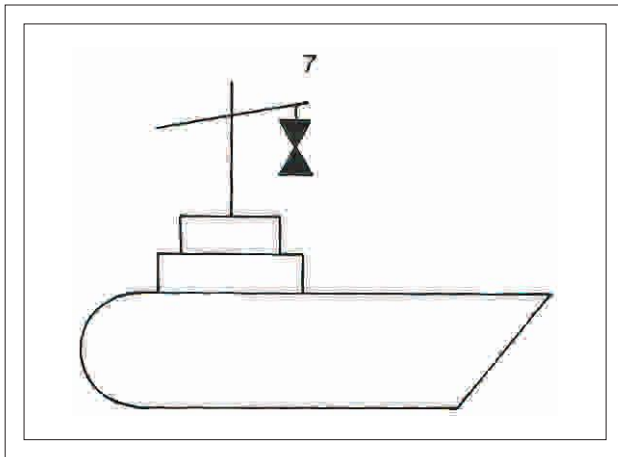
4



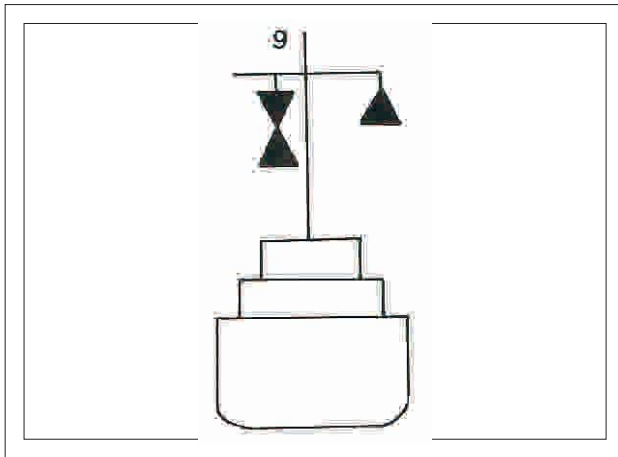
- 5
1. S.V. underway, also propelled by machinery, seen from stbd side.
 2. Maintain course and speed.
 3. a) Masthead its ford and aft.
b) Side its and stern light.
c) Length < 50 m - aft masthead it not compulsory.
 4. a) Making way - one prolonged blast.
b) Stopped - two prolonged blasts with two secs. interval in between



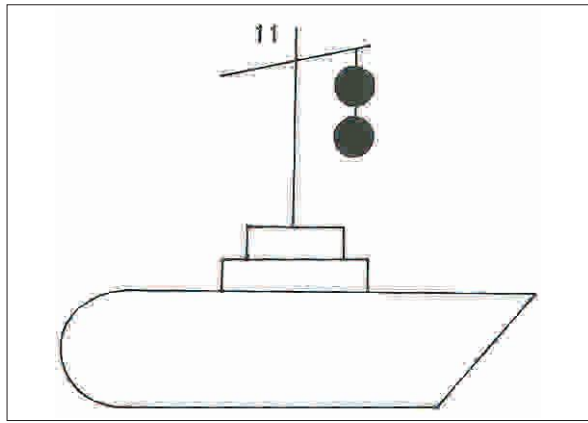
- 6
1. S.V. underway, also propelled by machinery, seen from stbd side.
 2. One short blast, a/c to stbd.
 3. a) Masthead its ford and aft.
b) Side its and stern light.
c) Length < 50 m - aft masthead it not compulsory.
 4. a) Making way - one prolonged blast.
b) Stopped - two prolonged blasts with two secs. interval in between



- 7
1. v/l fishing with nets or lines extending ≤ 150 m horizontally from v/l, underway or at anchor, seen from stbd side.
 2. Two short blasts, a/c to port.
 3. a) i) All round red over white its in vert line.
ii) Making way - side lts and stern lt.
b) i) All round green over white lts in vert line.
ii) Masthead lt abaft of and higher than green lt.
iii) Making way - side lts and stern lt.
iv) Length < 50 m - masthead lt not compulsory.
 4. One prolonged and two short blasts.

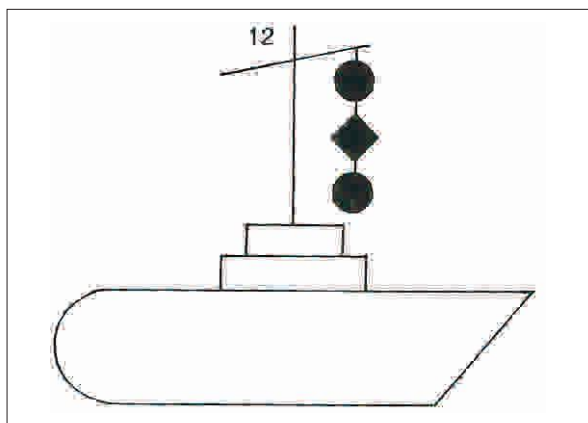


- 9
1. v/l fishing with nets or lines extending > 150 m horizontally from v/l, underway or at anchor, seen end on from ahead or astern.
 2. Two short blasts, a/c to port away from gear.
 3. a) All round red over white its in vert line.
b) Making way - side lts and stern lt.
c) All round white lt in direction of gear.
 4. One prolonged and two short blasts.



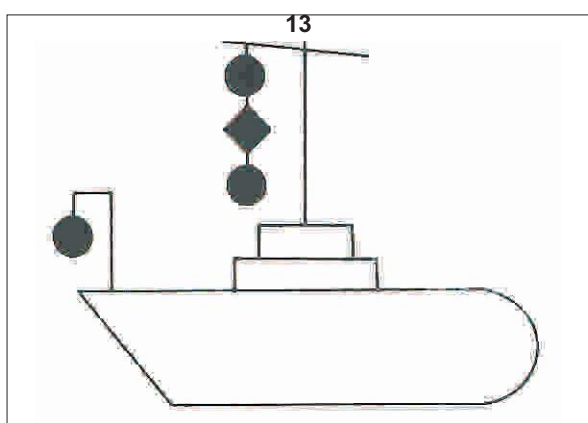
11

1. v/l NUC, underway, seen from stbd side.
2. Two short blasts, a/c to port.
3. a) Two all round red lts in vert line.
b) Making way - side lts and stern lt.
4. One prolonged and two short blasts.



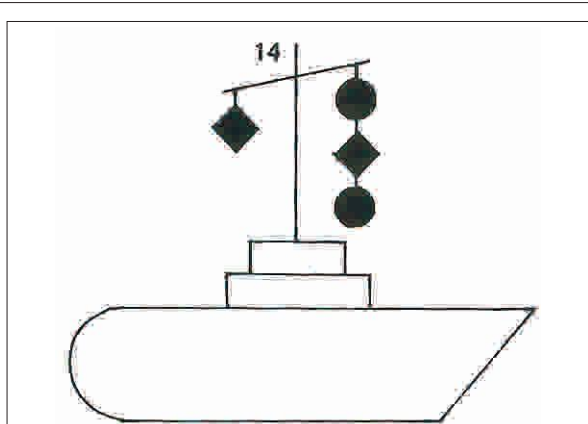
12

1. v/l RAM, except mine clearance v/l, underway, seen from stbd side.
2. Two short blasts, a/c to port.
3. a) All round, white and red lts in vert line.
b) Making way - masthead lts ford and aft, side lts and stern lt.
c) Length < 50 m - aft masthead lt not compulsory.
4. One prolonged and two short blasts.



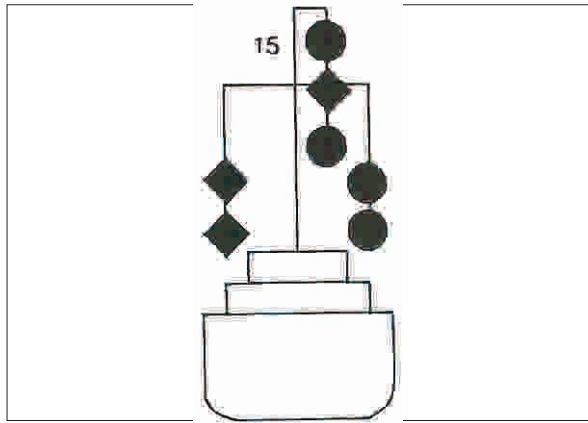
13

1. v/l RAM, except mine clearance v/l, at anchor, seen from port side.
2. One short blasts, a/c to stbd.
3. a) All round, white and red lts in vert line.
b) All round white lts ford and deck.
c) Working lts to illuminate deck.
d) Length < 100 m - working lts not compulsory.
e) Length < 50 m - working lts and white lt at stern not compulsory, and ford white lt placed where it can best be seen
4. One prolonged and two short blasts.



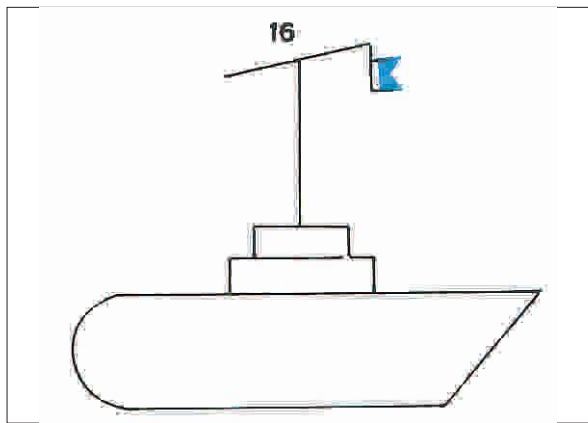
14

1. P.D. v/l towing, RAM, tow length > 200 m, underway, seen from stbd side.
2. Two short blasts, a/c to port and pass round stern of last v/l or object towed.
3. a) Masthead lts ford and aft.
b) Side lts and stern lt.
c) Length < 50 m - aft masthead lt not compulsory.
d) Two addl masthead lts in vert line with ford or aft masthead lts.
e) Yellow towing it above stern it.
f) All round, white and red lts in vert line.
4. One prolonged and two short blasts.



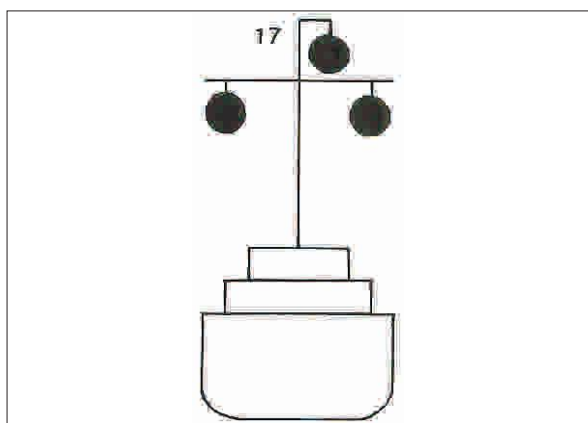
15

1. Dredge, RAM, underway or at anchor, seen end on from ahead or astern.
2. Two short blasts, a/c to port towards safe side.
3. a) All round red, white and red lts in vert line.
 b) Two All round red lts vert line on obstruction side.
 c) Two All round green lts vert line on safe side.
 d) Making way -
 i) Masthead lts ford and aft, side lts and stern lt.
 ii) Length < 50 m - aft masthead lt not compulsory.
4. One prolonged and two short blasts.



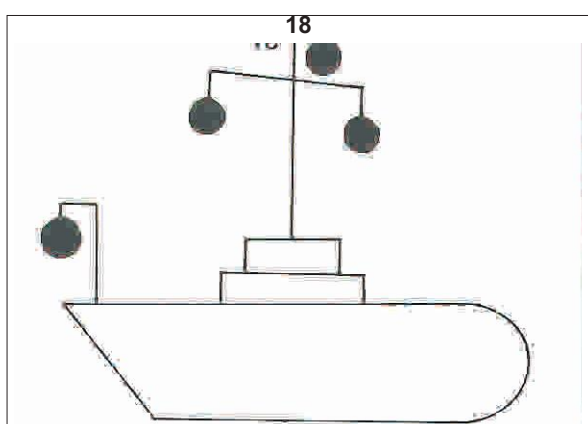
16

1. Small v/l engaged in diving operations, seen from stbd side.
2. Two short blasts, a/c to port.
3. All round red, white and red lts in vert line.
4. One prolonged and two short blasts.



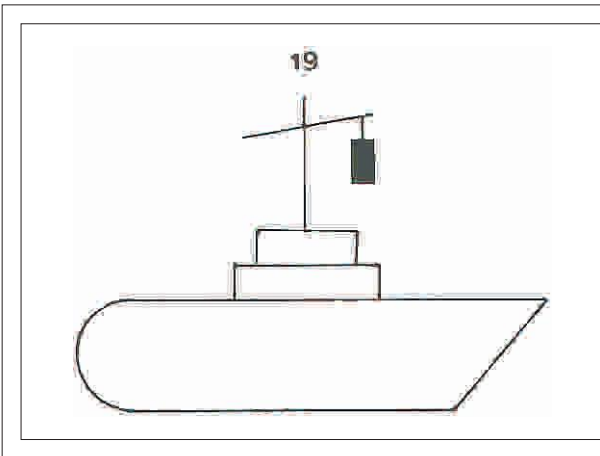
17

1. v/l engaged in mine clearance operation, underway, seen end on blast, a/c to stbd or astern.
2. One short blast, a/c to stbd and pass > 1000 m clear of v/l.
3. a) Three all round green lts - one at foremast head and one at each of fore yard.
 b) Masthead lts ford and aft, side lts and stern lt.
 c) Length < 50 m - aft masthead lt not compulsory.
4. One prolonged and two short blasts.

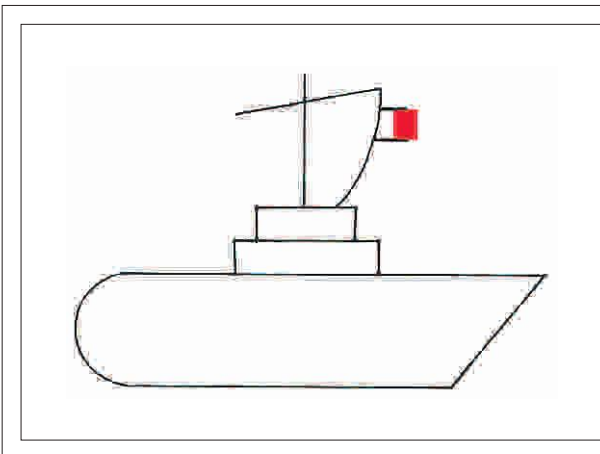


18

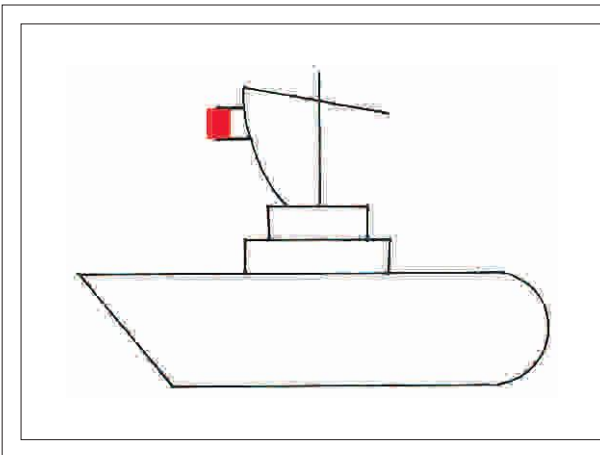
1. v/l engaged in mine clearance operation, underway, seen from port side.
2. One short blast, a/c to stbd and pass > 1000 m clear of v/l.
3. a) Three all round green lts - one at foremast head and one at each of fore yard.
 b) All round white lts ford and at stern.
 c) Working lts to illuminate deck.
 d) Length < 100 m - working lts not compulsory.
 e) Length < 50 m - working lts and white lt at stern not compulsory, and ford white lt placed where it can best be seen.
4. One prolonged and two short blasts.



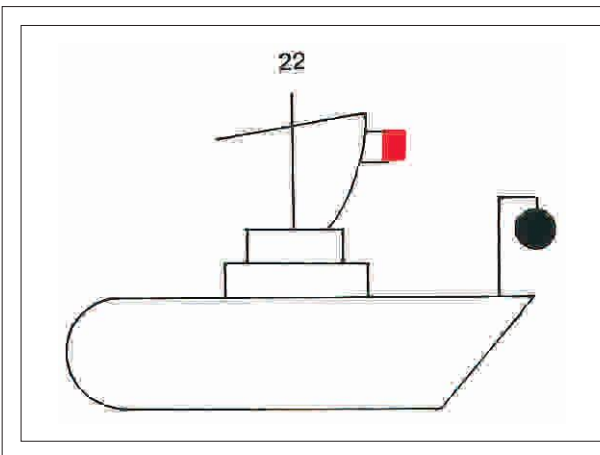
- 19
1. P.D. v/l constrained by draught, underway, seen from stbd side.
 2. One short blast, a/c to stbd and pass round her stern.
 3. a) Three all round red lts in vert line.
 b) Masthead lts ford and aft, side lts and stern lt.
 c) Length < 50 m - at Masthead lt compulsory.
 e) Length < 50 m - working lts and white lt at stern not
 4. One prolonged and two short blasts.



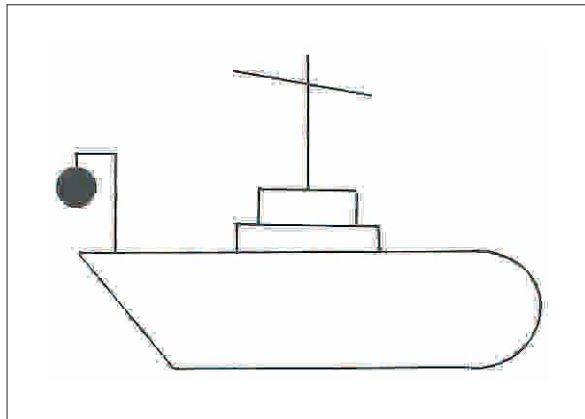
- 20
1. Pilot v/l underway, seen from stbd side.
 2. Maintain course speed.
 3. a) All round white over red lts in vert line at or near masthead.
 b) Side lts and stern lt.
 4. a) Making way - one prolonged blast.
 b) Stopped - two prolonged blasts with two secs. interval in between.
 c) Optional - four short blasts.



- 21
1. Pilot v/l underway, seen from stbd side.
 2. One short blast, a/c to stbd.
 3. a) All round white over red lts in vert line at or near masthead.
 b) Side lts and stern lt.
 4. a) Making way - one prolonged blast.
 b) Stopped - two prolonged blasts with two secs. interval in between.
 c) Optional - four short blasts.

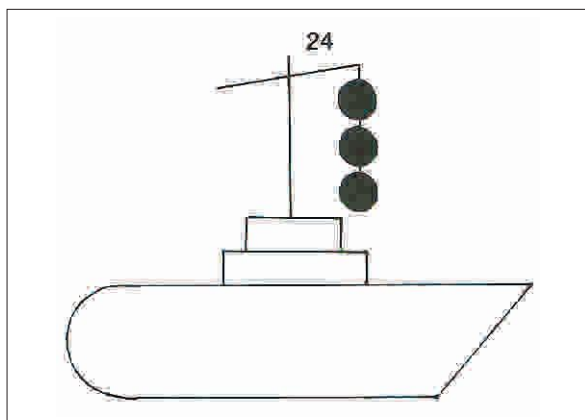


- 22
1. Pilot v/l at anchor, seen from stbd side.
 2. Two short blast, a/c to port.
 3. a) All round white over red lts in vert line at or near masthead.
 b) All round white lts ford and at stern.
 c) Working lts to illuminate deck.
 d) Length < 100 m - working lts not compulsory.
 e) Length < 50 m - working lts and white lt at stern not compulsory, and ford white lt placed where it can best seen.
 4. a) Length < 100 m - ringing of bell for 5 secs.
 b) Length \geq 100 m - ringing of bell for five secs and rapid ringing of gong aft for five secs.
 c) Optional - four short blasts.



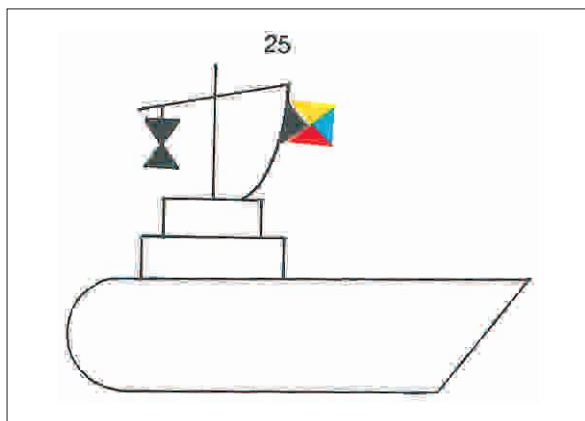
23

1. v/l at anchor, seen from stbd side.
2. One short blast, a/c to stbd.
3. a) All round white lts fwd and at stern.
b) Working lts to illuminate deck.
c) Length < 100 m - working lts not compulsory.
d) Length < 50 m - working lts and white lt at stern not compulsory, and fwd white lt placed where it can best be seen.
4. a) Length < 100 m - ringing of bell for 5 secs.
b) Length \geq 100 m - ringing of bell for five secs and rapid ringing of gong aft for five secs.
c) Optional - four short blasts.



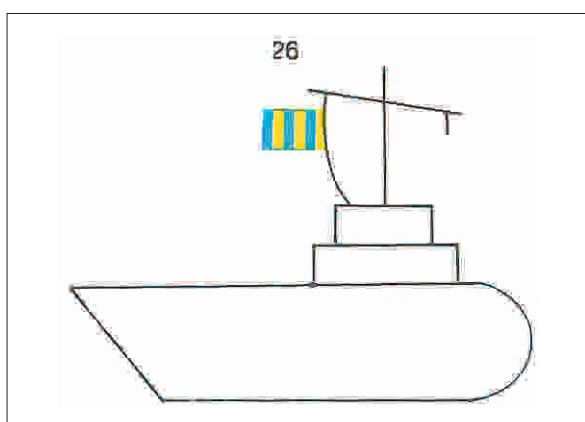
24

1. v/l aground, seen from stbd side.
2. One short blast, a/c to stbd. reverse course and inform Master.
3. a) Two All round red lts in vert line.
b) All round white lts fwd and at stern.
c) Length < 50 m - white light at stern not compulsory. and fwd white Light placed where it can best be seen.
4. a) Length < 100 m - rapid ringing of bell for five secs.
b) Length \geq 100 m - rapid ringing of bell for five secs and rapid ringing of gong aft for five secs.
c) Optional - appropriate whistle signal (two short and one prolonged blasts).



25

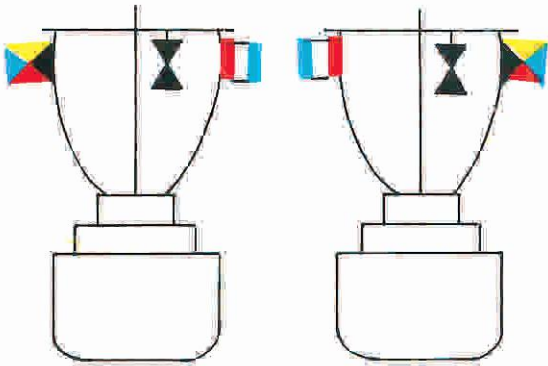
1. Trawler, underway, shooting nets, seen from stbd side.
2. Two short blasts, a/c to port.
3. a) All round green, white lts in vert line.
b) Masthead lt abaft of and higher than green lt.
c) Making way - side lts and stern lt.
d) Length < 50 m - masthead lt not compulsory.
e) Two all round white lights in vertical line at tower level than green and white lights.
4. One prolonged and two short blasts.



26

1. Trawler, underway or at anchor hauling nets, seen from port side.
2. One short blasts, a/c to stbd.
3. a) All round green over white lts in vert line.
b) Masthead light abaft of and higher than green light.
c) Making way - side lts and stern lt.
d) Length < 50 m - masthead light not compulsory.
e) All round white over red lights in vertical line at tower level than green and white lights.
4. One prolonged and two short blasts.

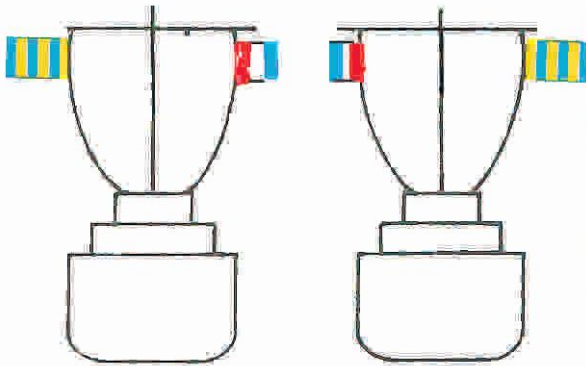
28



28

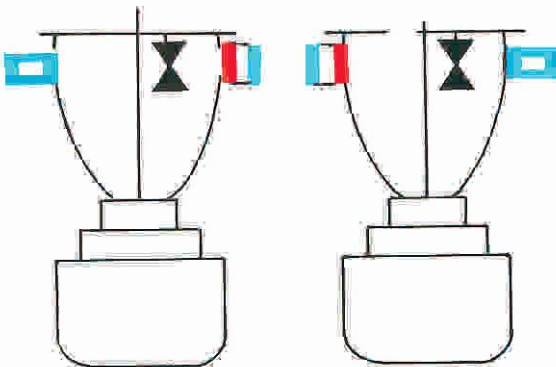
1. Two trawlers engaged in pair trawling, underway, shooting nets, seen end on from ahead or astern.
2. One short blasts, a/c to stbd.
3. a) All round green over white lts in vert line.
 b) Masthead lt abaft of and higher than green lt.
 c) Making way - side lts and stern lt.
 d) Length < 50 m - masthead lt not compulsory.
 e) i) Two all round white lts in vertical line at tower level than green and white lts.
 ii) Search lt directed forward and in direction of other trawler.
4. One prolonged and two short blasts.

29



1. Two trawlers engaged in pair trawling, underway, shooting nets, seen end on from ahead or astern.
2. One short blasts, a/c to stbd.
3. a) All round green over white lts in vert line.
 b) Masthead light abaft of and higher than green light.
 c) Making way - side lts and stern lt.
 d) Length < 50 m - masthead lt not compulsory.
 e) i) All round white over red lights in vertical line at tower level than green and white lights.
 ii) Search lt directed forward and in direction of other trawler.
4. One prolonged and two short blasts.

30



30

1. Two trawlers engaged in pair trawling, underway, shooting nets, seen end on from ahead or astern.
2. One short blasts, a/c to stbd, and pass well clear
3. a) All round green over white lts in vert line.
 b) Masthead light abaft of and higher than green light.
 c) Making way - side lts and stern lt.
 d) Length < 50 m - masthead lt not compulsory.
 e) i) Two all round white lts in vertical line at tower level than green and white lts.
 ii) Search lt directed forward and in direction of other trawler.
4. One prolonged and two short blasts.

ABBREVIATIONS USED

1. P.D. - Power driven.
2. v/l - Vessel
3. stbd - Starboard
4. S.V. - Sailing vessel
5. a/c - Alter course
6. N.U.C. - Not under Command
7. R.A.M. - Restricted in ability to manoeuvre.
8. C.B.D. - Constrained by draught.
9. Lt. - Light.
10. Ford - Forward
11. Addl - Additional
12. Vert - Vertical
13. Horz - Horizontal.

Empty rectangular box for notes or additional information.

Empty rectangular box for notes or additional information.

Empty rectangular box for notes or additional information.

Empty rectangular box for notes or additional information.

Empty rectangular box for notes or additional information.

Empty rectangular box for notes or additional information.